

ANNUAL DATA REPORT

NFP Bulgaria

March 2021 – December 2021





CLIENT ENROLLMENT

(2016 – 2021)

CLIENT ENROLLMENT

282* clients enrolled

51 new clients enrolled in **2021**

44 new clients enrolled since the last report**

230 children born within the program

44 children born in **2021**

41 children born since the last report **

*2 are grandmothers who take care of the children

**last Annual Data Report covers data through February 2021

CLIENT ENROLLMENT

Sofia

- 179 enrolled clients
- 21 enrolled in 2021
- 19 enrolled since the last report
- 57 active clients
- 33* left the program
- 90 graduated

*1 client left – the baby graduated with the grandmother

Plovdiv

- 101 enrolled clients
- 30 enrolled in 2021
- 25 enrolled since the last report
- 63* active clients
- 35 left the program
- 3 graduated

*6 clients are with a status of temporary absent

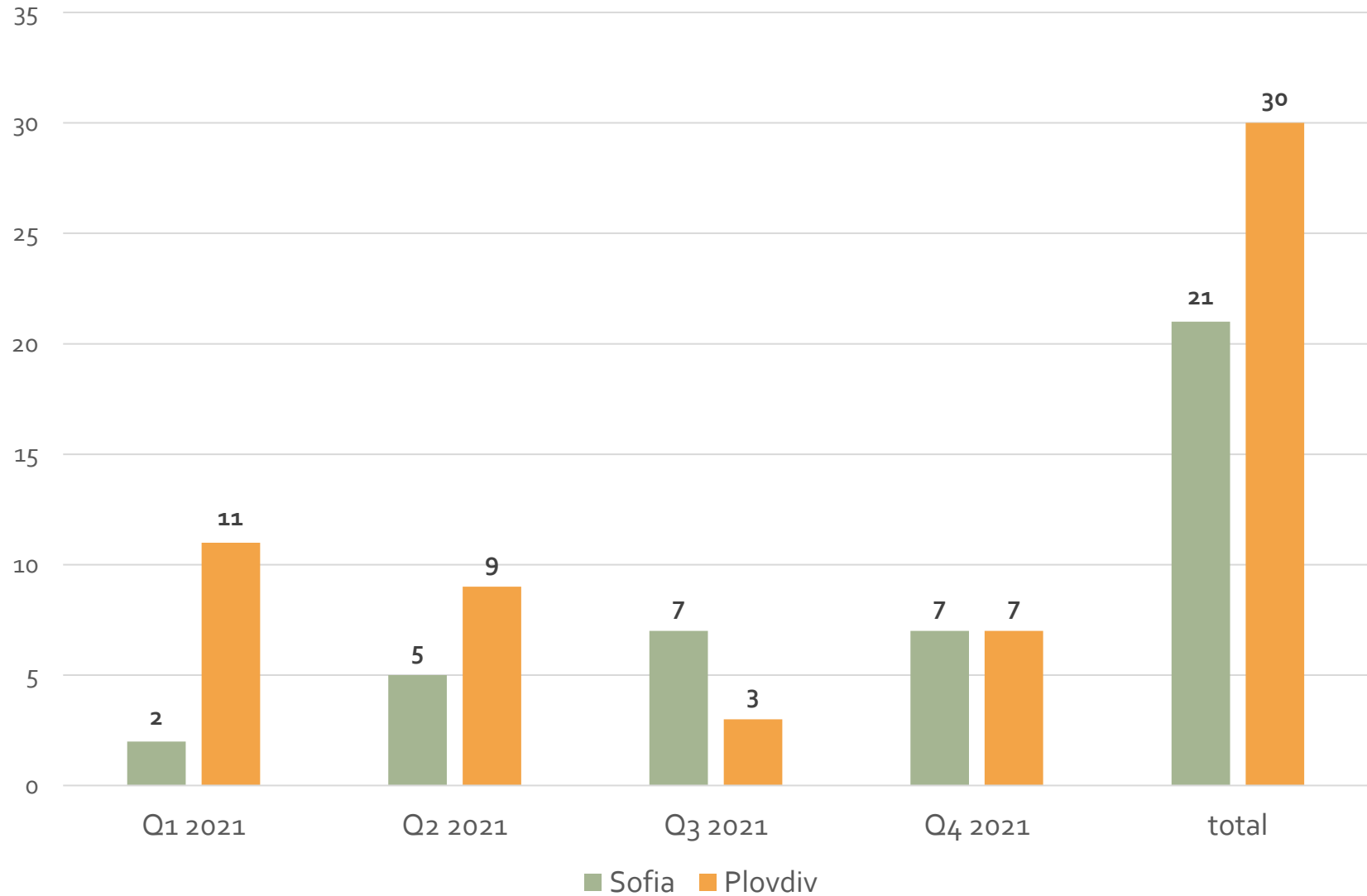
RECRUITMENT

- Total number of recruited for 2021 (12months) 51 clients



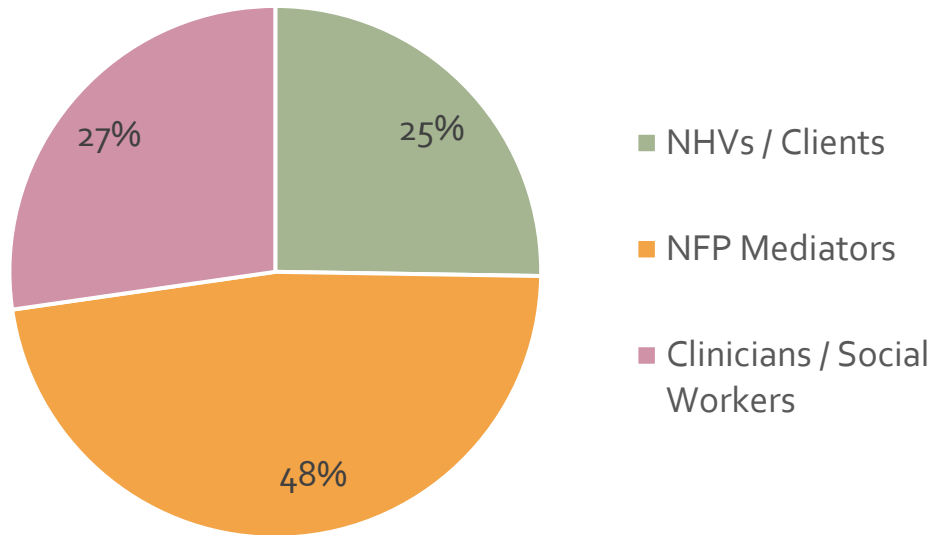
RECRUITMENT

Recruitment in Quarters in the Last Year



REFERRALS TO NFP

Client Referrals 2021



Most clients in the last year were recruited by the Mediators of the program. A quarter (25%) of the clients were referred by current and graduated NFP clients and 27% were referred by clinicians. More clients were referred by other service providers this year compared to just 18% last year. The overall picture, however, does not reflect the specifics in Sofia and Plovdiv.

In the last year in Sofia 29% (6) of client were recruited directly by the NHVs and referrals came from NFP clients. More than two thirds - 71% (15) of enrolled clients came from NFP Mediators' recruitment efforts. This is the opposite of last year's ratio, when 65% were referred by clients and 35% were recruited by Mediators.

In Plovdiv 30% (9) of clients were recruited by NFP Mediators and 47% (14) of clients came from referrals from Clinicians / Social workers. The other 23% (7) were referred by other NFP clients. Last year 26% of clients came from Mediators, 67% from other service providers and only 7% from current NFP clients.

REFERRALS TO NFP* - 65% OF ALL ELIGIBLE WOMEN MET

Recruitment by NFP Mediators 65,7% of all enrolled clients				Referrals by Clinicians / Social workers 12,5% of all enrolled clients				Referrals by NFP clients / NHVs 21,8% of all enrolled clients			
Recruitment by year	Women met	Eligible (% of all women met)	Enrolled (% of eligible women)	Recruitment by year	Women met	Eligible (% of all women met)	Enrolled (% of eligible women)	Recruitment by year	Women met	Eligible (% of all women met)	Enrolled (% of eligible women)
2016 - 2017	190	100 (53%)	59 (59%)	2016 - 2017	12	5 (42%)	3 (60%)	2016 - 2017	7	7 (100%)	7 (100%)
2018	30	26 (87%)	22 (85%)	2018	0	0	0	2018	4	4 (100%)	3 (75%)
2019	143	60 (42%)	46 (77%)	2019	21	20 (95%)	8 (40%)	2019	27	25 (93%)	23 (92%)
2020	44	35 (80%)	33 (94%)	2020	32	30 (94%)	10 (33%)	2020	22	22 (100%)	15 (68%)
2021	79	39 (49%)	24 (62%)	2021	48	37 (77%)	14 (38%)	2021	24	19 (79%)	13 (68%)
Total	486	260 (53%)	184 (71%)	Total	113	92 (81%)	35 (38%)	Total	84	77 (92%)	61 (79%)

*data is calculated based on reporting periods within the Annual Data Reports

ACTIVE CLIENTS AT THE MOMENT

Sofia

Out of 57 active clients:

- 13 pregnancy phase
- 17 infancy phase
- 27 toddler phase

Plovdiv

Out of 63* active clients:

- 10 pregnancy phase
- 26 infancy phase
- 27 toddler phase

* 6 clients are with a status of temporary absent

CHILDREN

Sofia

- 156 children born within the program
- 45 active
- 21 discontinued
- 90 graduated

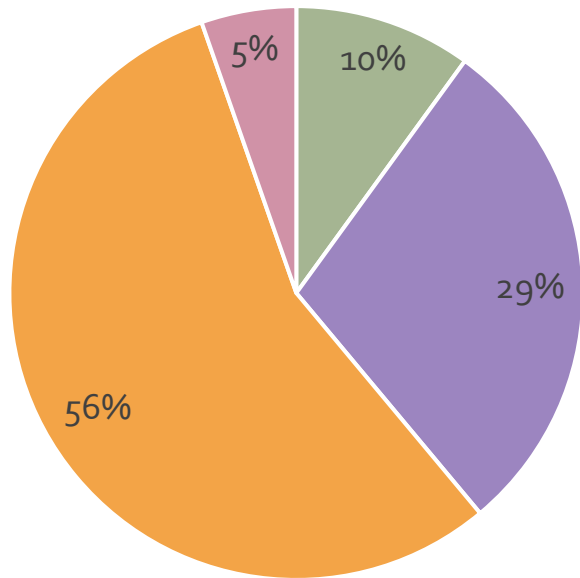
Plovdiv

- 76 children born within the program
- 53* active
- 20 discontinued
- 3 graduated

*5 clients are with a status of temporary absent

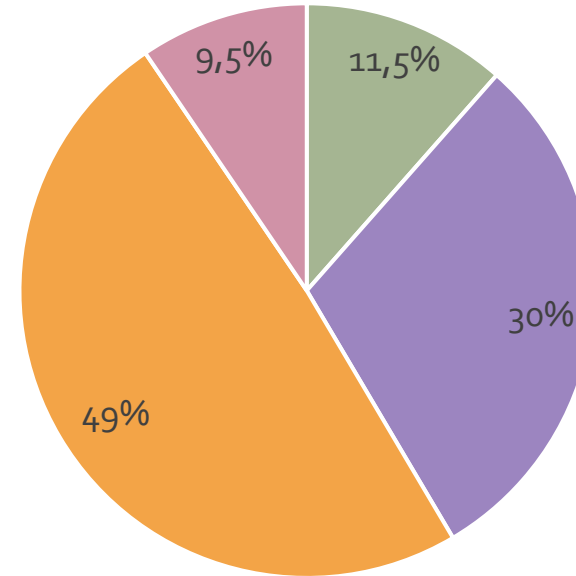
ENROLLMENT - 16TH GESTATION WEEK OR EARLIER

All clients - 39%



■ 1 - 9 ■ 10 - 16 ■ 17 - 28 ■ > 28

New clients – 41,5%



■ 1 - 9 ■ 10 - 16 ■ 17 - 28 ■ > 28

2016-2021 | average gestation week at enrollment 19th

RETENTION – 76% NFP BULGARIA

Sofia

- 82% retention rate
 - 94% at pregnancy
 - 92% at infancy
 - 82% at toddler

Plovdiv

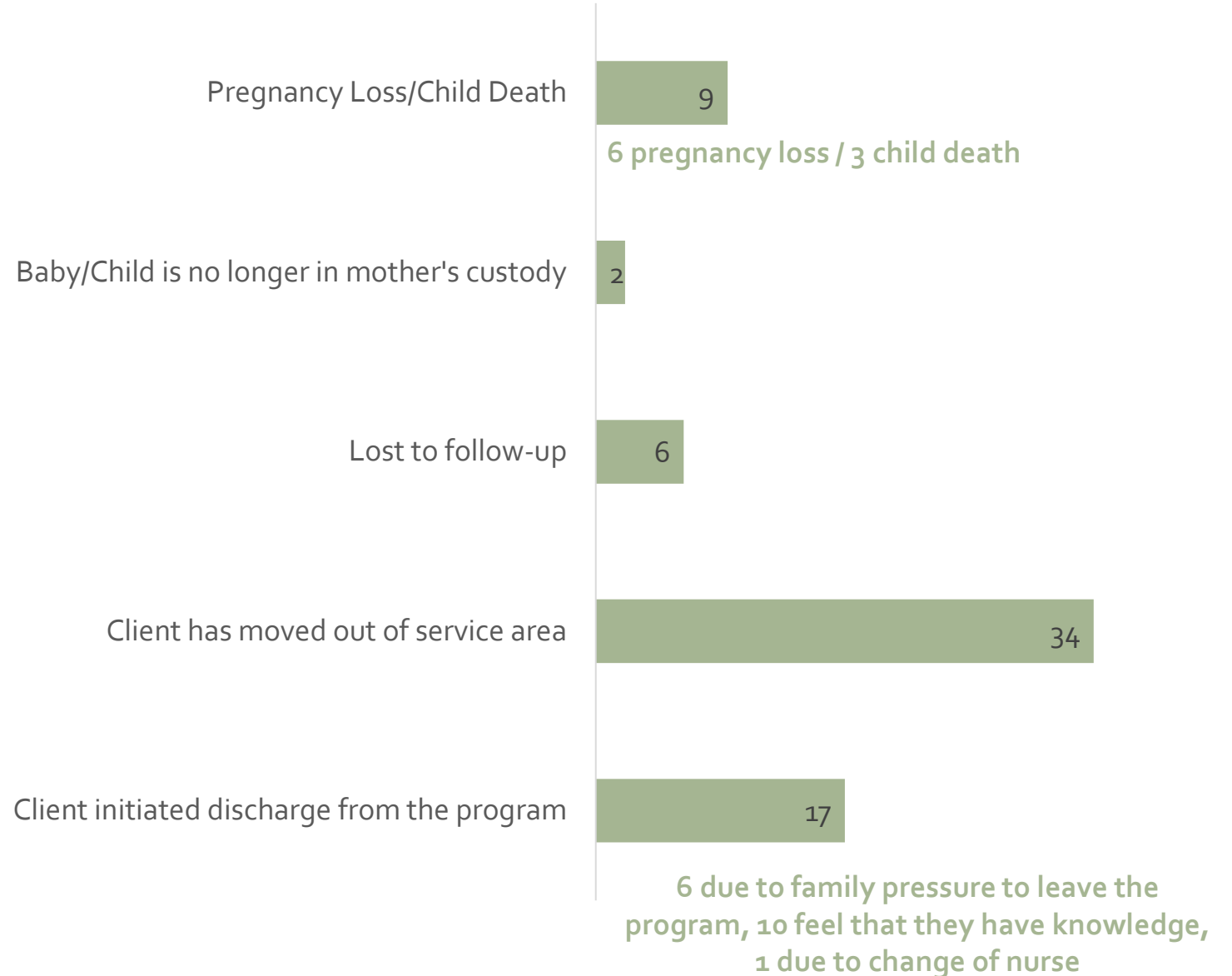
- 64% retention rate
 - 85% at pregnancy
 - 71% at infancy
 - 64% at toddler

DROPOUT BY LEAVE REASONS

Leave reason	2016 - 2019	2016 - 2020	2016-2021
Pregnancy Loss/Child Death	6 / 19%	9 / 16%	9/13%
Baby/Child is no longer in mother's custody	1 / 3%	2 / 4%	2/3%
Lost to follow-up	5 / 16%	6 / 11%	6/9%
Client has moved out of service area	12 / 36%	22 / 40%	34/50%
Client initiated discharge from the program	8 / 26%	16 / 29%	17/25%
Total clients	31 / 100%	56 / 100%	68/100%

* Not included 6 clients with temporary absent

Women by type of leave reason



CASELOAD

Sofia

NHV	Active clients 57*/72	% of caseload 79%
S003 – nurse	2/2	100%
N002 – nurse	13/15	86%
N003 – midwife	17/15	113%
N005 – nurse	4/20	20%
N006- midwife	19/20	95%
*N011 – nurse	*2/2	100%

*Nurse N011 became a Supervisor in Plovdiv and still has 2 clients in Sofia

Plovdiv

NHV	Active clients 63/84	% of caseload 75%
S004 – nurse	4/4	100%
No8 – nurse	17/20	85%
No12 - nurse	17/20	85%
No13- midwife	13/20	65%
No15 - nurse	12/20	60%



HOME VISITS

TOTAL: 10223

MARCH - DECEMBER 2021:
2190 COMPLETED VISITS

LOCATION

- +2 new neighborhoods in Sofia since the last report in March 2021

13 neighborhoods in Sofia

7 neighborhoods in Plovdiv

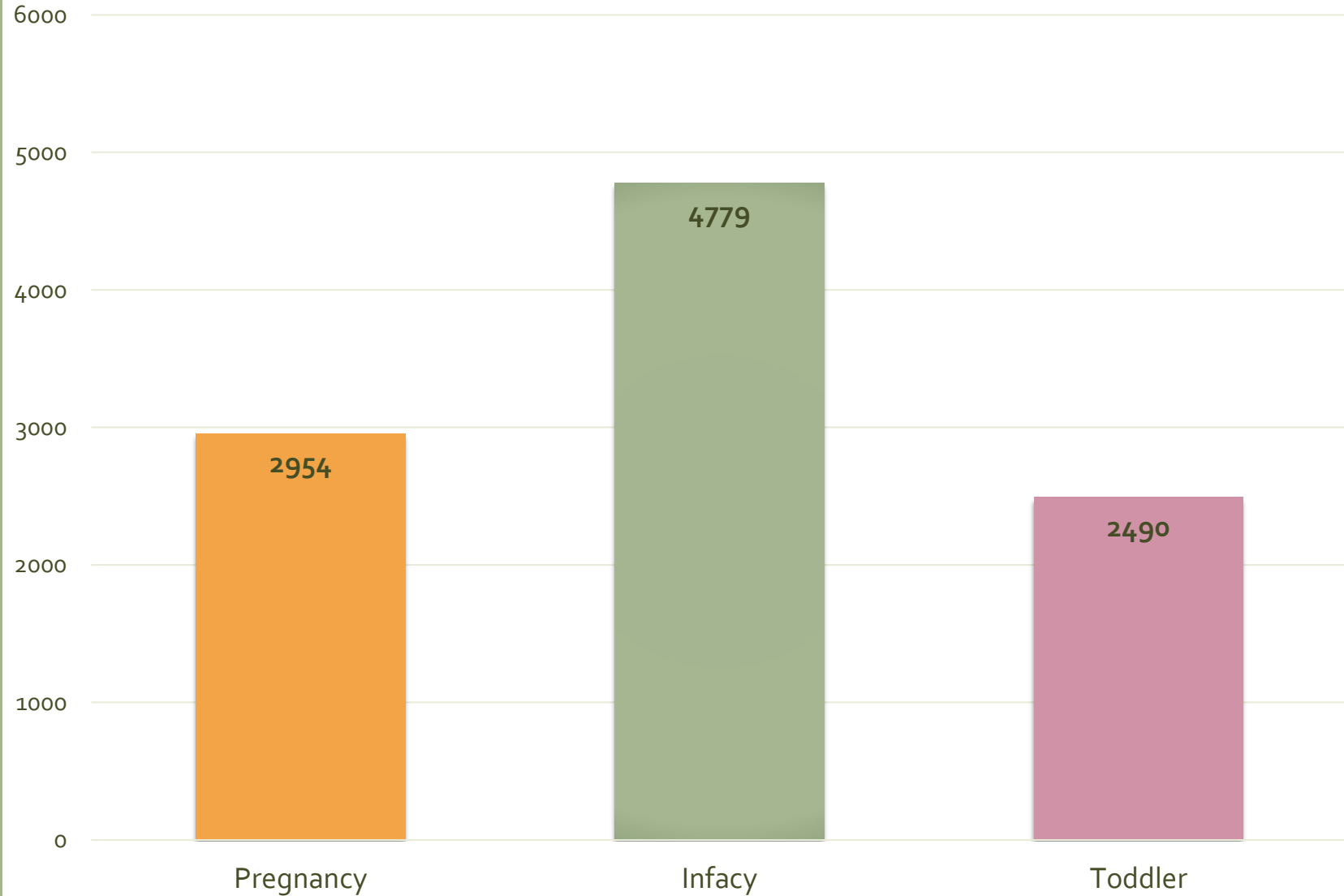
COMPLETED HOME VISITS

TOTAL COMPLETED HOME VISITS: 10223

SINCE LAST REPORTED PERIOD:

- 2190 COMPLETED VISITS
- PREGNANCY - 452
- INFANCY - 898
- TODDLER - 840

Finished home visits by program phase



COMPLETED HOME VISITS

Sofia – 7785 visits
Home visits – 6133
Telehealth – 1652

Plovdiv – 2438 visits
Home visits – 1572
Telehealth – 866

Total – 10223 visits
Home visits – 7705
Telehealth – 2518

Data on completed home visits

Sofia – 6133 | Plovdiv – 1572

Average length of home visits – 66 min.

Sofia – 67 min. | Plovdiv – 65 min.

Percent of visits 1-to-1 (only nurse and client) – 46%

Sofia – 55% | Plovdiv – 37%

Percent of visits in client's home – 94%

Sofia – 92% | Plovdiv – 96%



Telehealth

Before COVID-19:

Telehealth visits - 10%

Home visits – 90%

Current ratio:

Telehealth visits - 25%

Home visits – 75%

March 2020 – February 2021 (total 2940)

1495 - telehealth (51%)

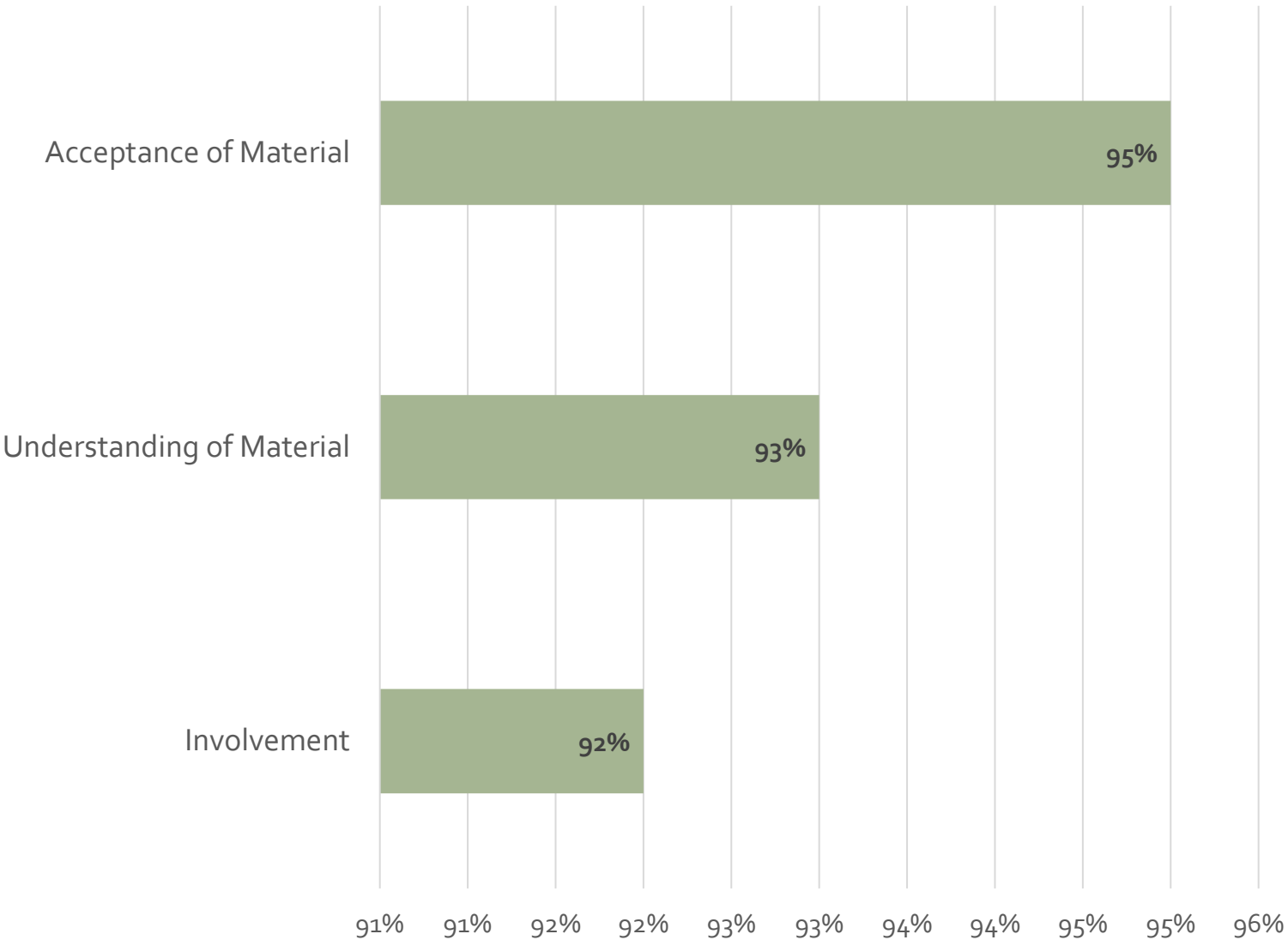
1445 - home visits (49%)

March 2021 - December 2021 (total 2190)

515 - telehealth (24%)

1675 - home visits (76%)

Client's involvement in home visits

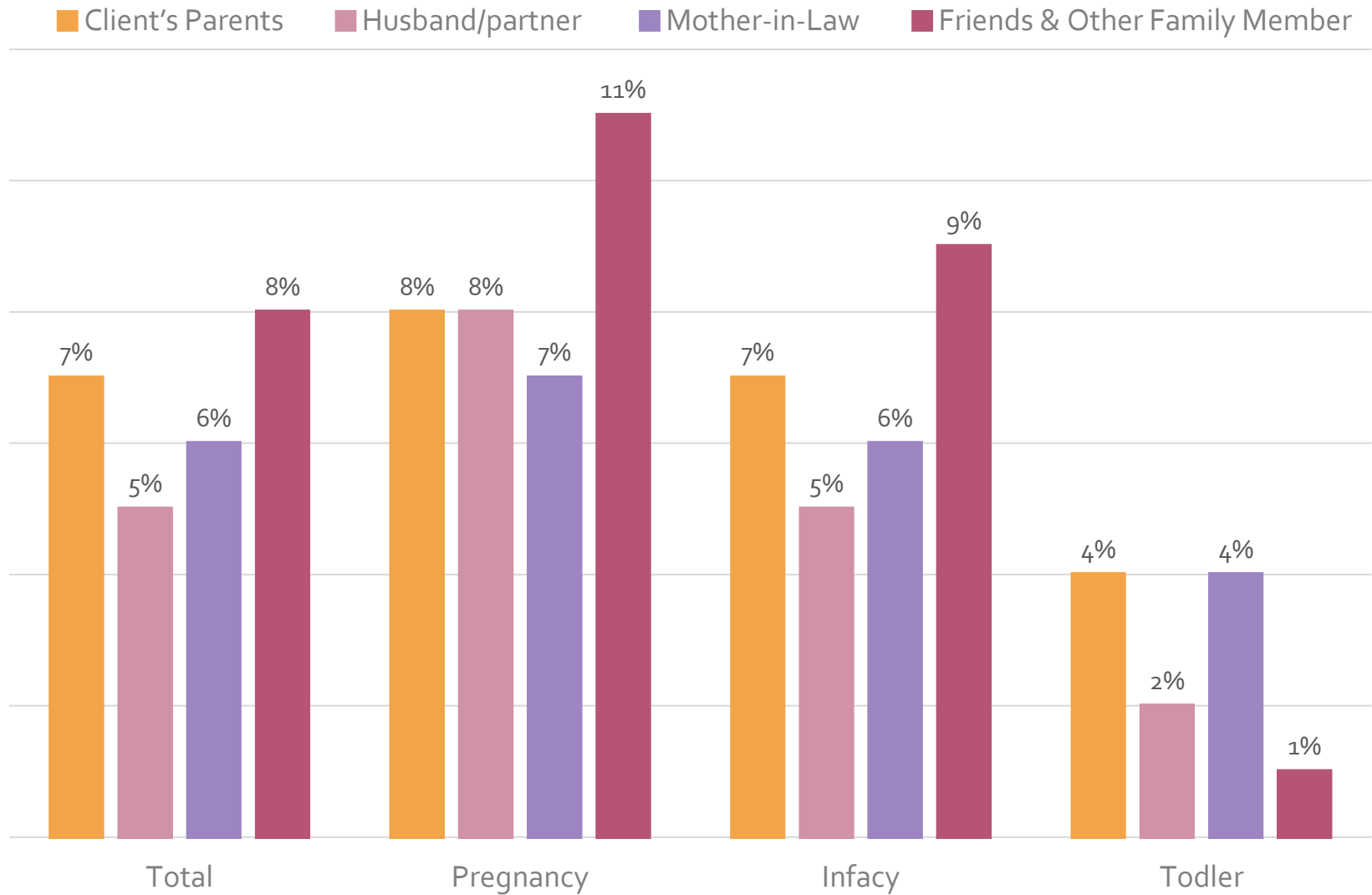


INVOLVEMENT IN HOME VISITS OF CLIENTS

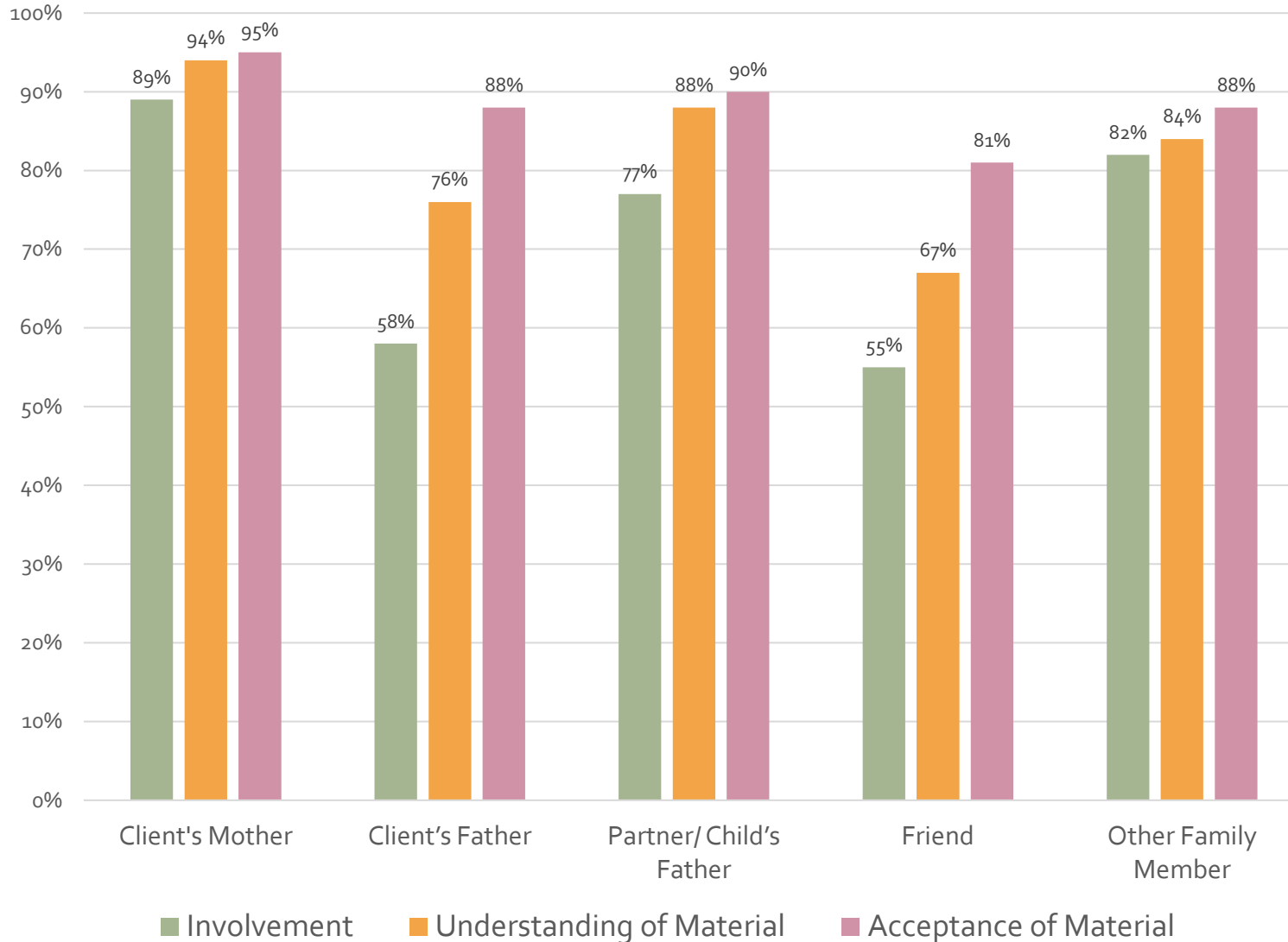
+1% ↑ since the last report in terms of Understanding of Materials and Involvement

PARTICIPANTS IN HOME VISITS

Other participants in home visits



All participants' involvement in home visits



INVOLVEMENT IN HOME VISITS

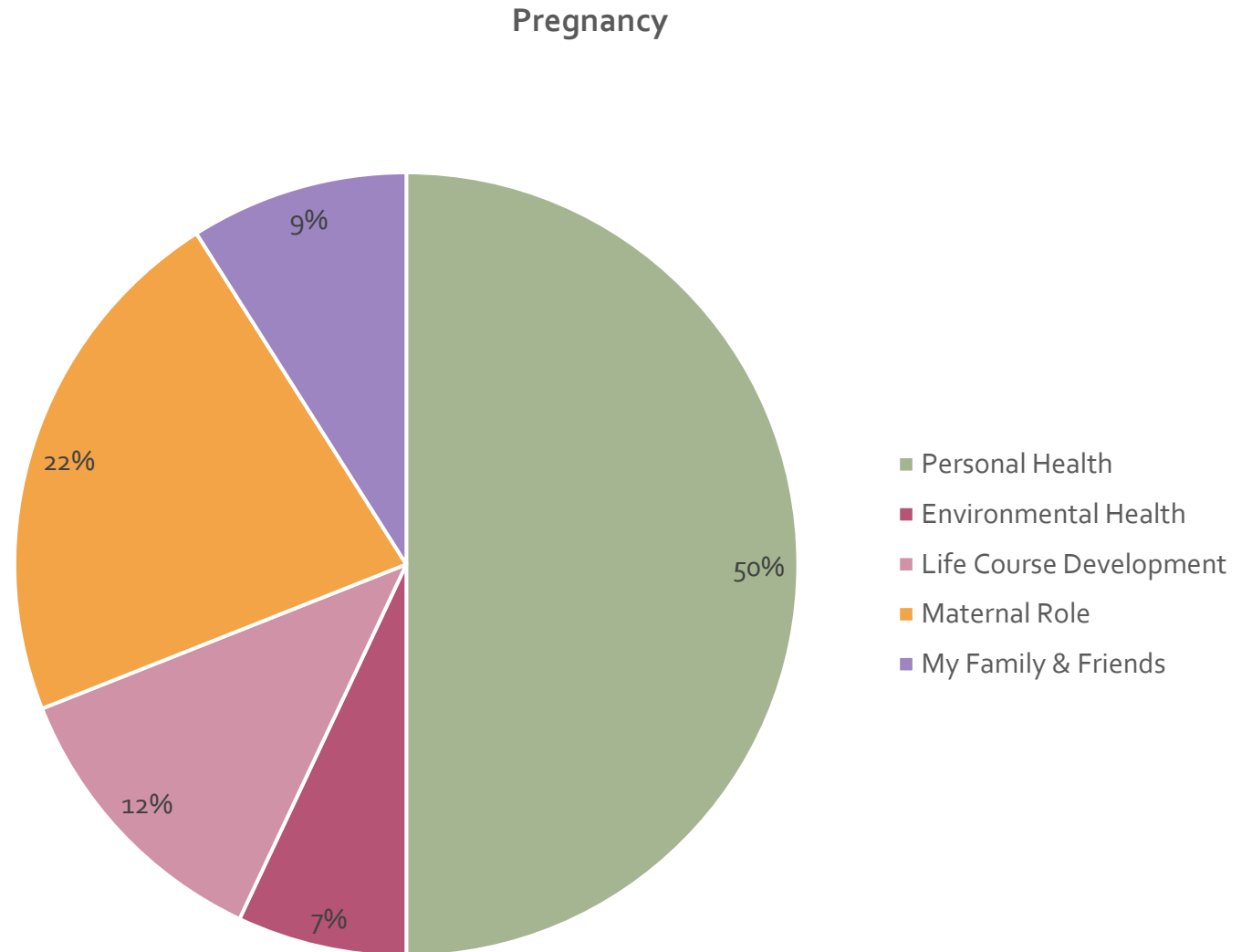
- There is an increase in Client's Father involvement (+1%); understanding of materials (+2%)
- Observing an increase in Partner involvement (+1%), understanding (+3%) & acceptance of material (+2%)

MEAN PERCENTAGE OF TIME SPENT ON EACH DOMAIN

PREGNANCY PHASE

Area	Bulgaria	NFP Objective
Personal Health	50%↓	35-40%
Maternal Role	22%	23-25%
Environmental Health	7%	5-7%
My Family & Friends	9%↑	10-15%
Life Course Development	12%↑	10-15%

*arrows show trends against last annual report data

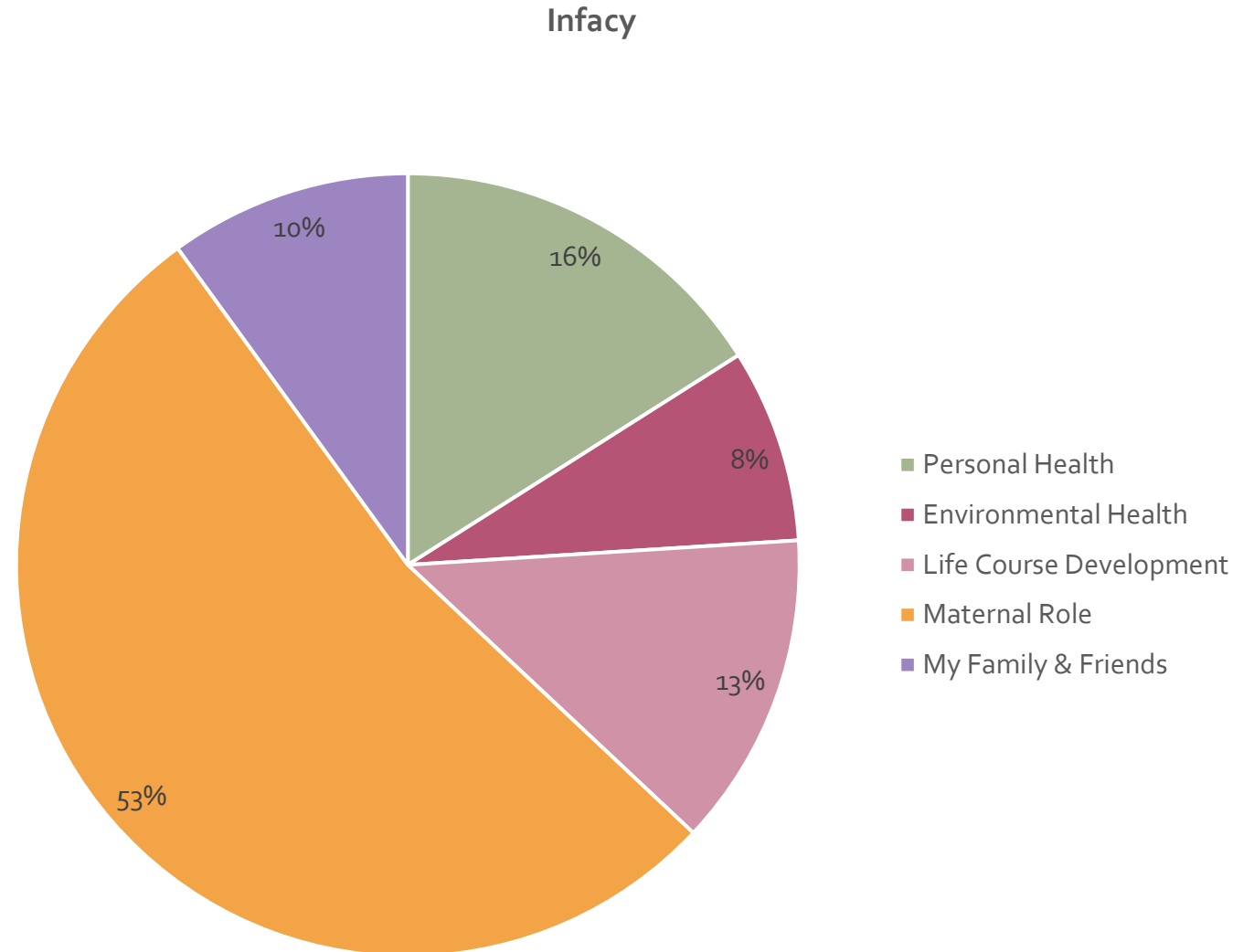


MEAN PERCENTAGE OF TIME SPENT ON EACH DOMAIN

INFANCY PHASE

Area	Bulgaria	NFP Objective
Personal Health	16% ↑	14-20%
Maternal Role	53% ↓	45-50%
Environmental Health	8%	7-10%
My Family & Friends	10%	10-15%
Life Course Development	13% ↑	10-15%

*arrows show trends against last annual report data

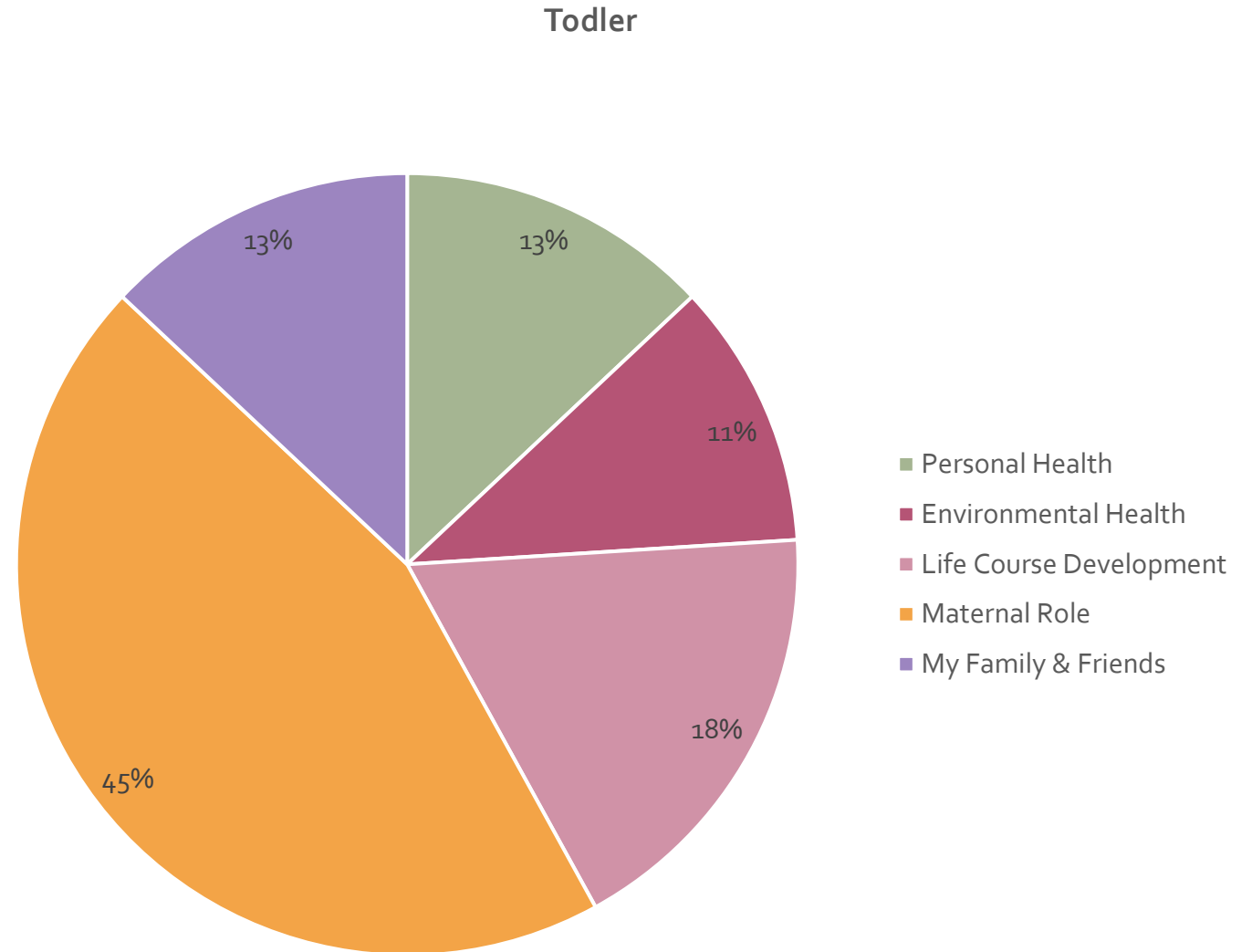


MEAN PERCENTAGE OF TIME SPENT ON EACH DOMAIN

TODDLER PHASE

Area	Bulgaria	NFP Objective
Personal Health	13%↑	10-15%
Maternal Role	45%↓	40-45%
Environmental Health	11%	7-10%
My Family & Friends	13%	10-15%
Life Course Development	18% ↑	18-20%

*arrows show trends against last annual report data

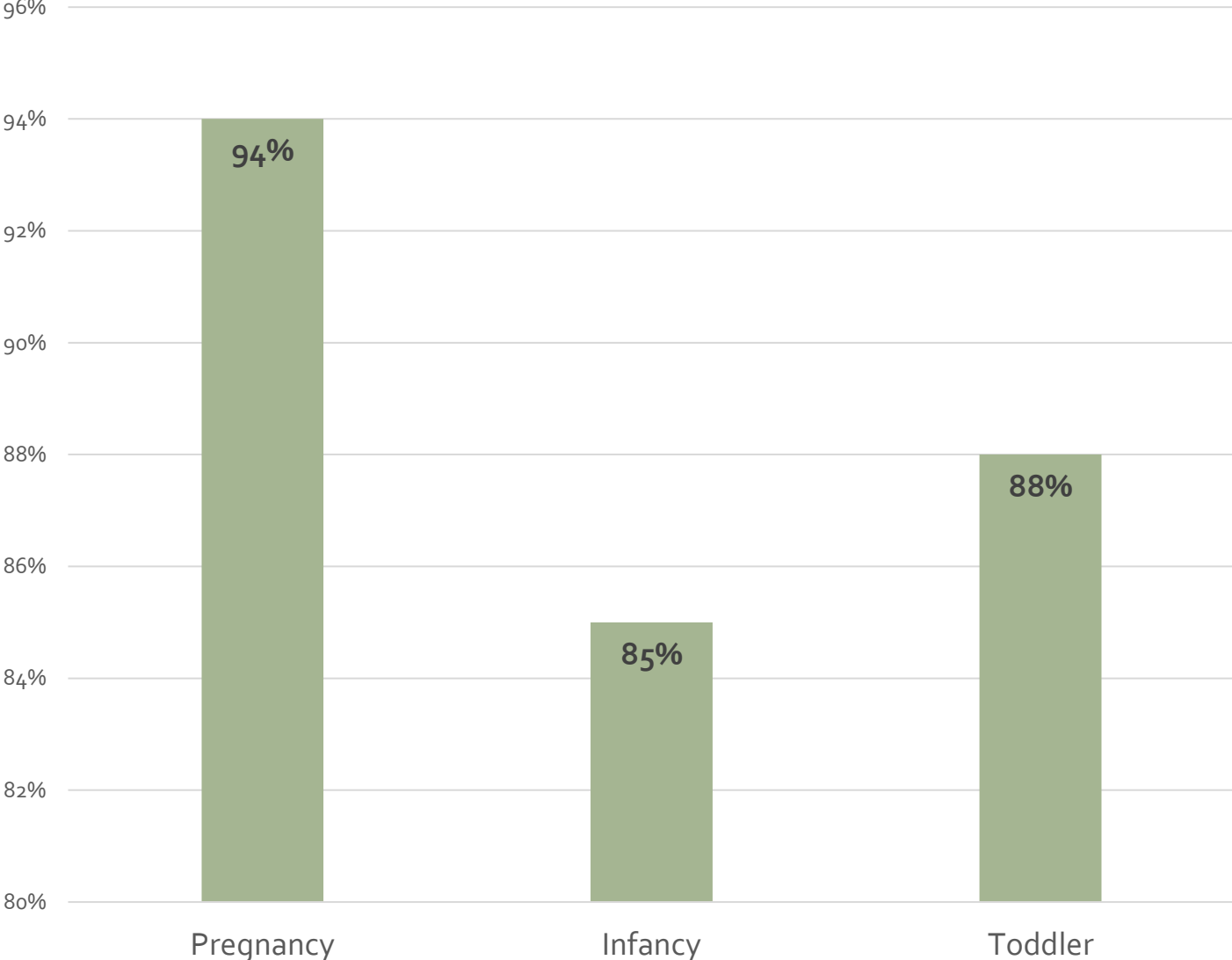


PROGRAM DOSAGE

Program dosage	Pregnancy 232	Infancy 162	Toddler 93
Below 60%	22 (9%)	15 (9%)	21 (23%)
100% or above	83 (36%)	33 (20%)	17 (18%)

Data on dosage is calculated based on completed stage.

Program dosage by phase





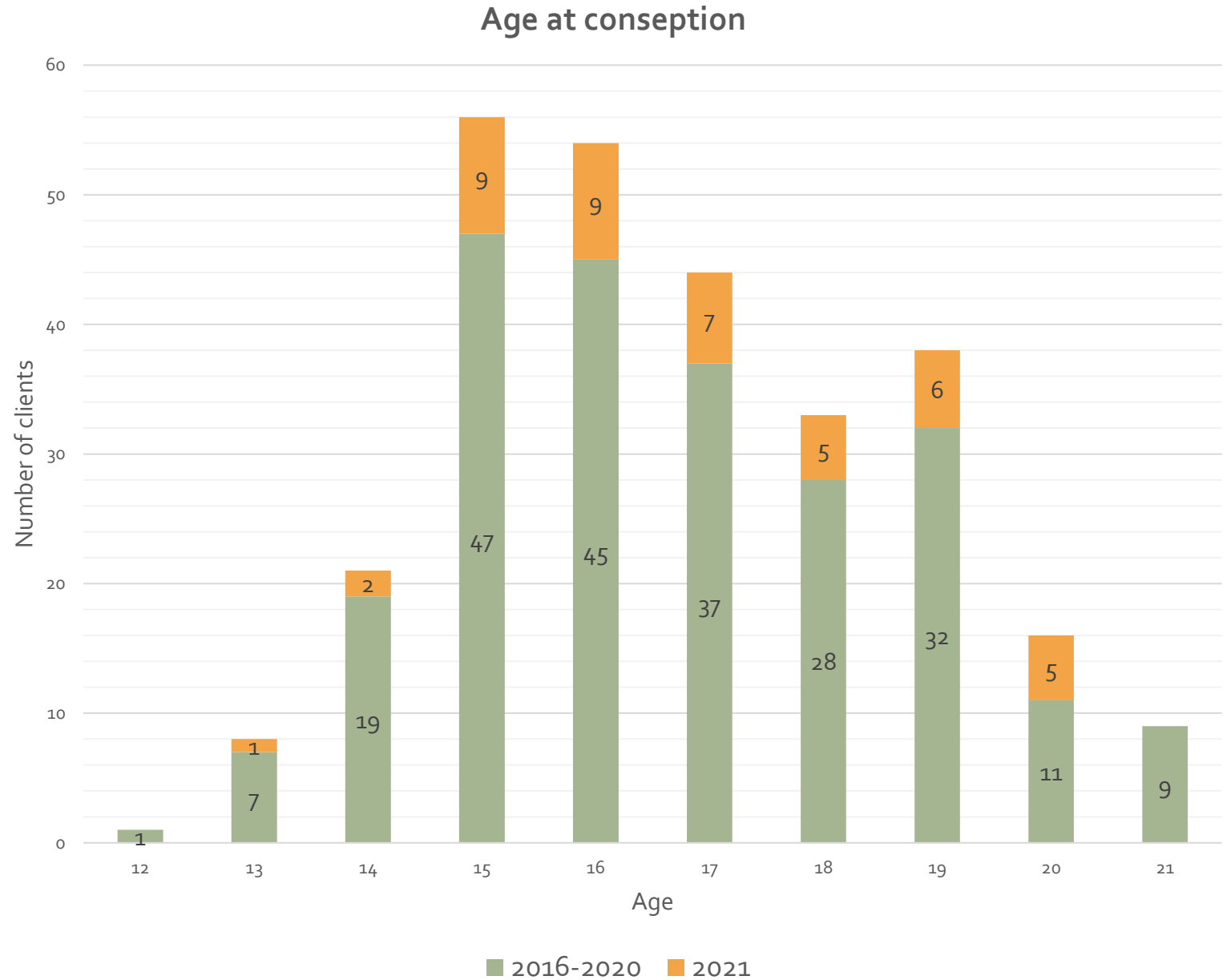
CLIENT CHARACTERISTICS

(2016 – 2021)

AGE AT CONCEPTION

Average age **16**

Data for 2021 is based on recruitment March - December

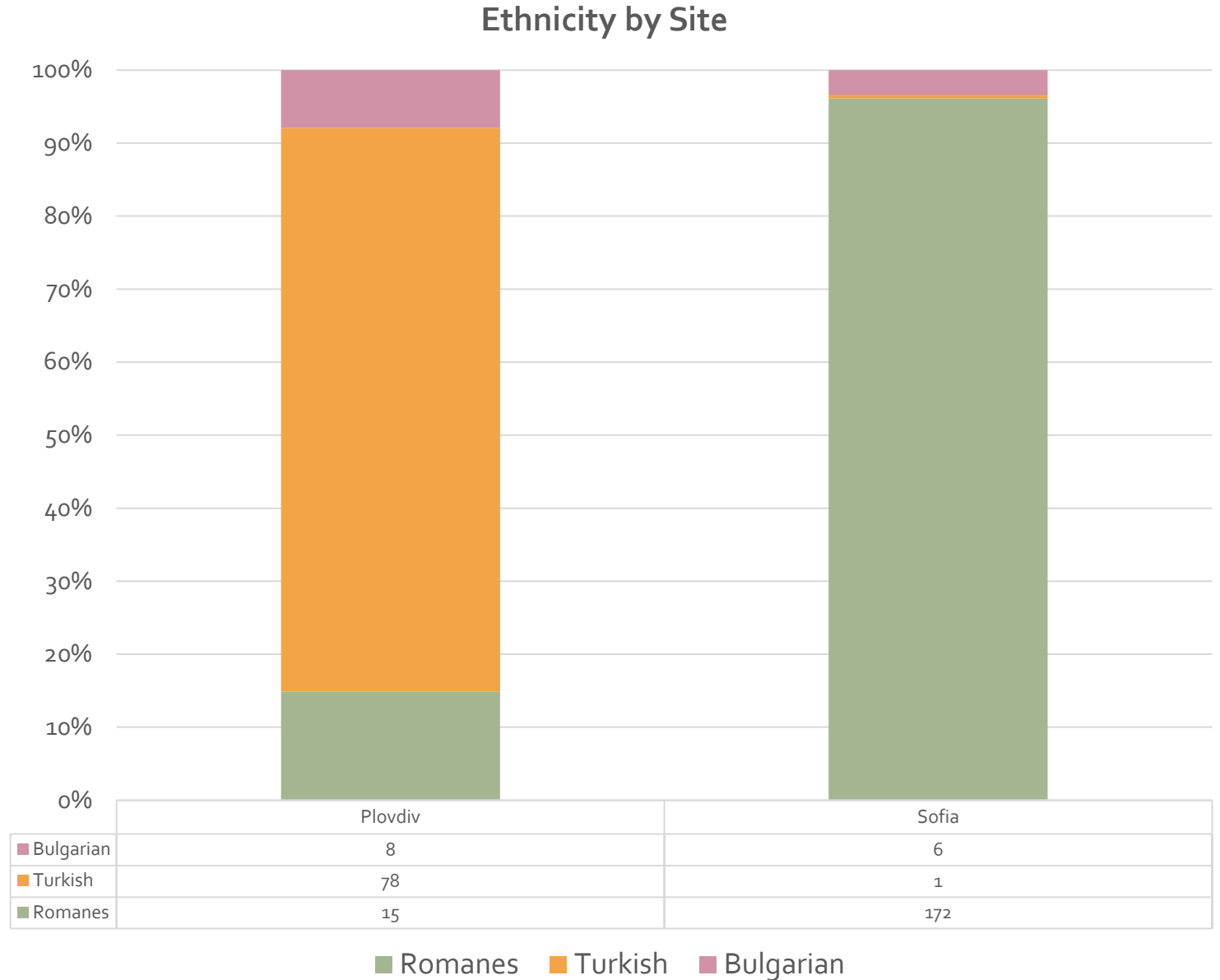


CLIENT CHARACTERISTICS

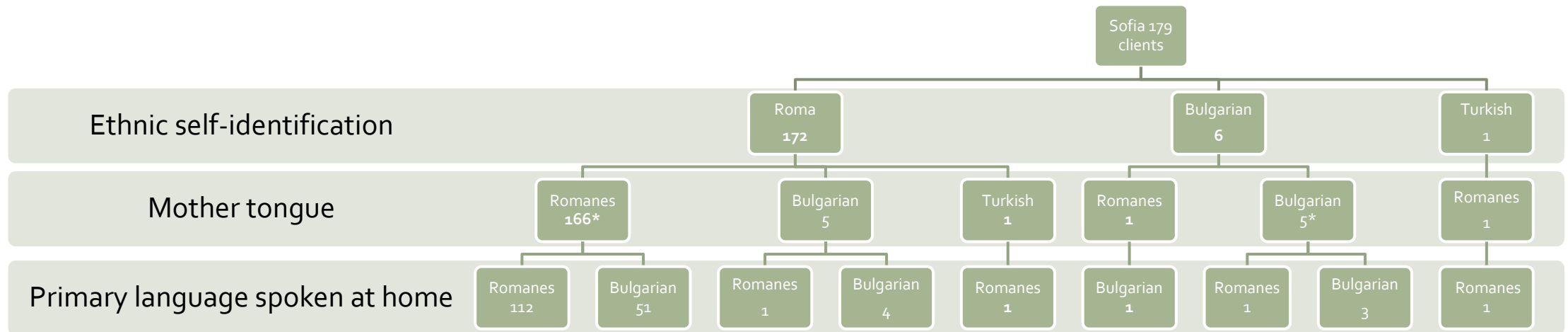
We have been observing that the significant part of our clients in Plovdiv are with Turkish ethnicity.

During the last couple of months, we dedicated time for developing and translating in Turkish some of the most used facilitators, so clients have access to the information in their language. In this way we expect to see increase in client understanding and acceptance of materials.

This might also reflect on outcomes for Plovdiv.

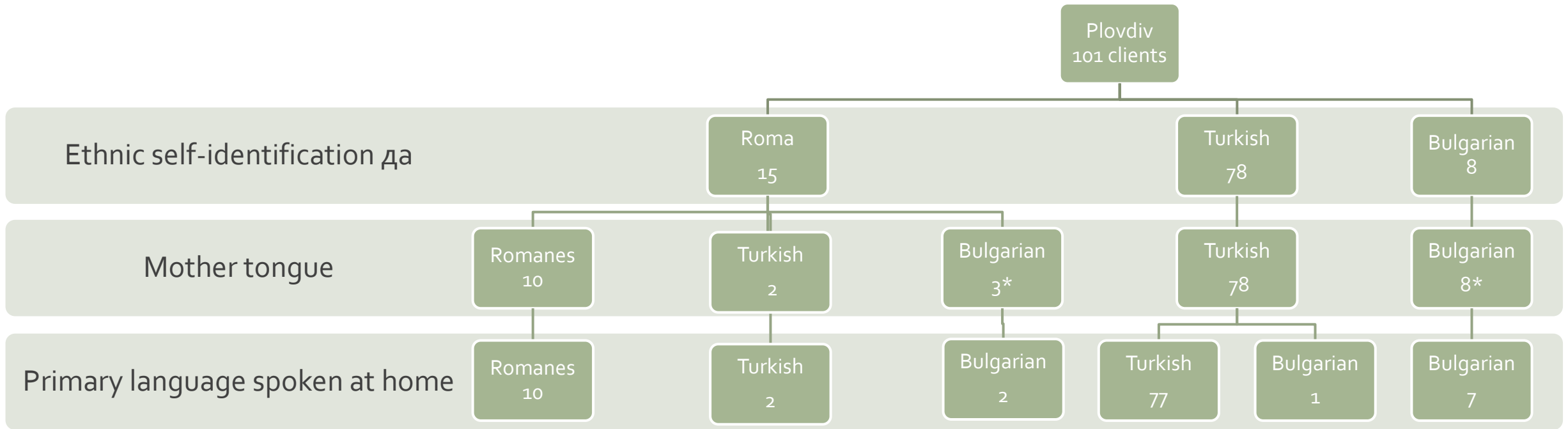


Sofia



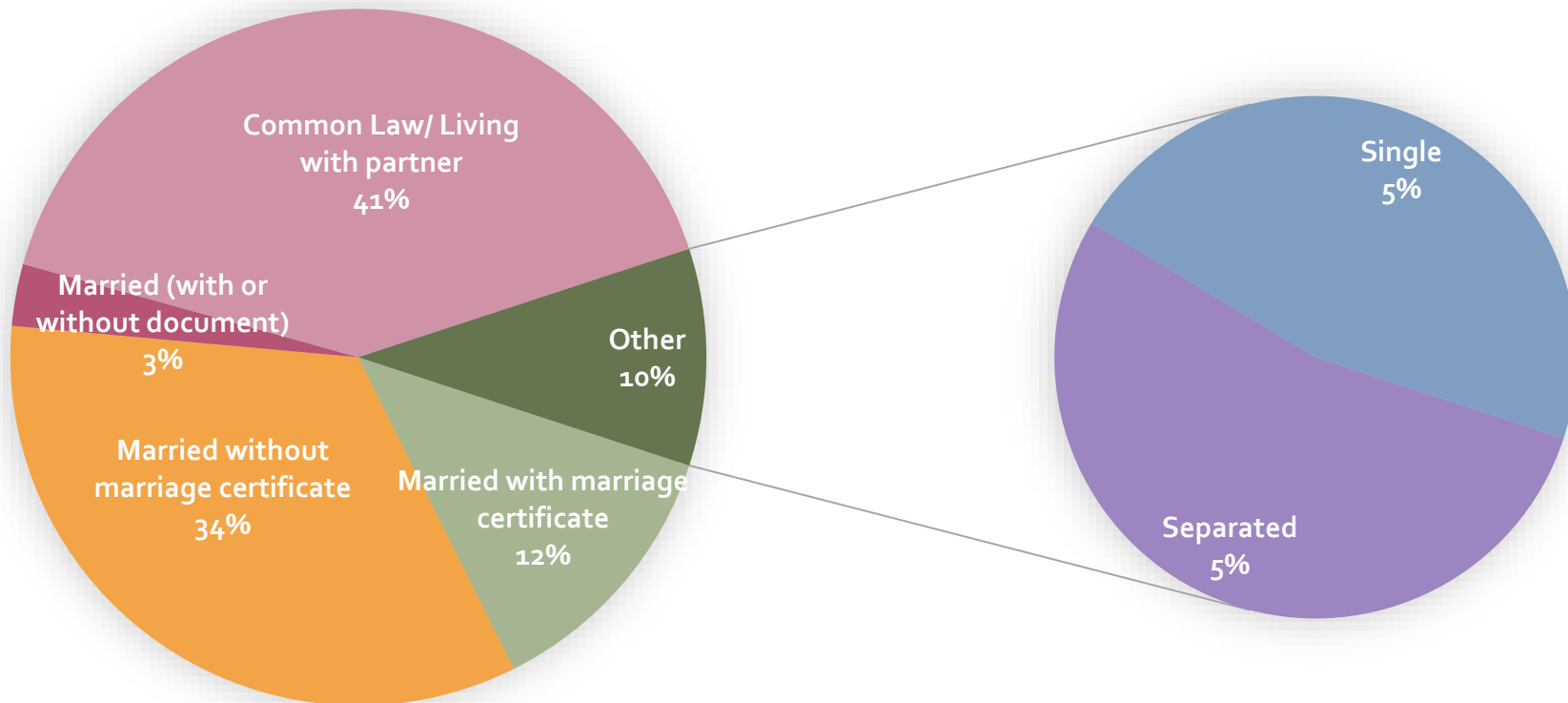
*data about primary language spoken at home is missing for 4 clients

Plovdiv



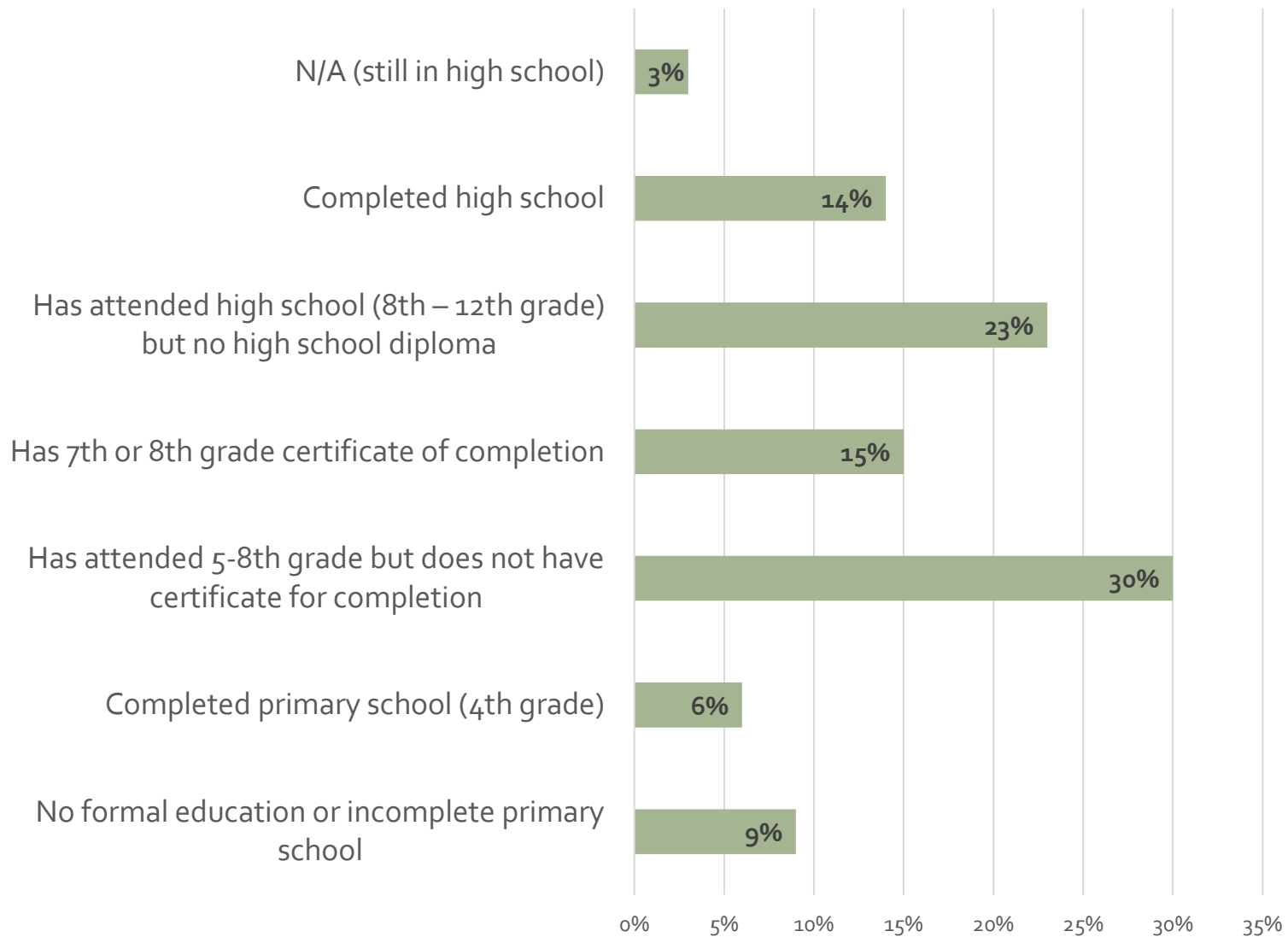
*data about primary language spoken at home is missing for 2 clients

MARITAL STATUS



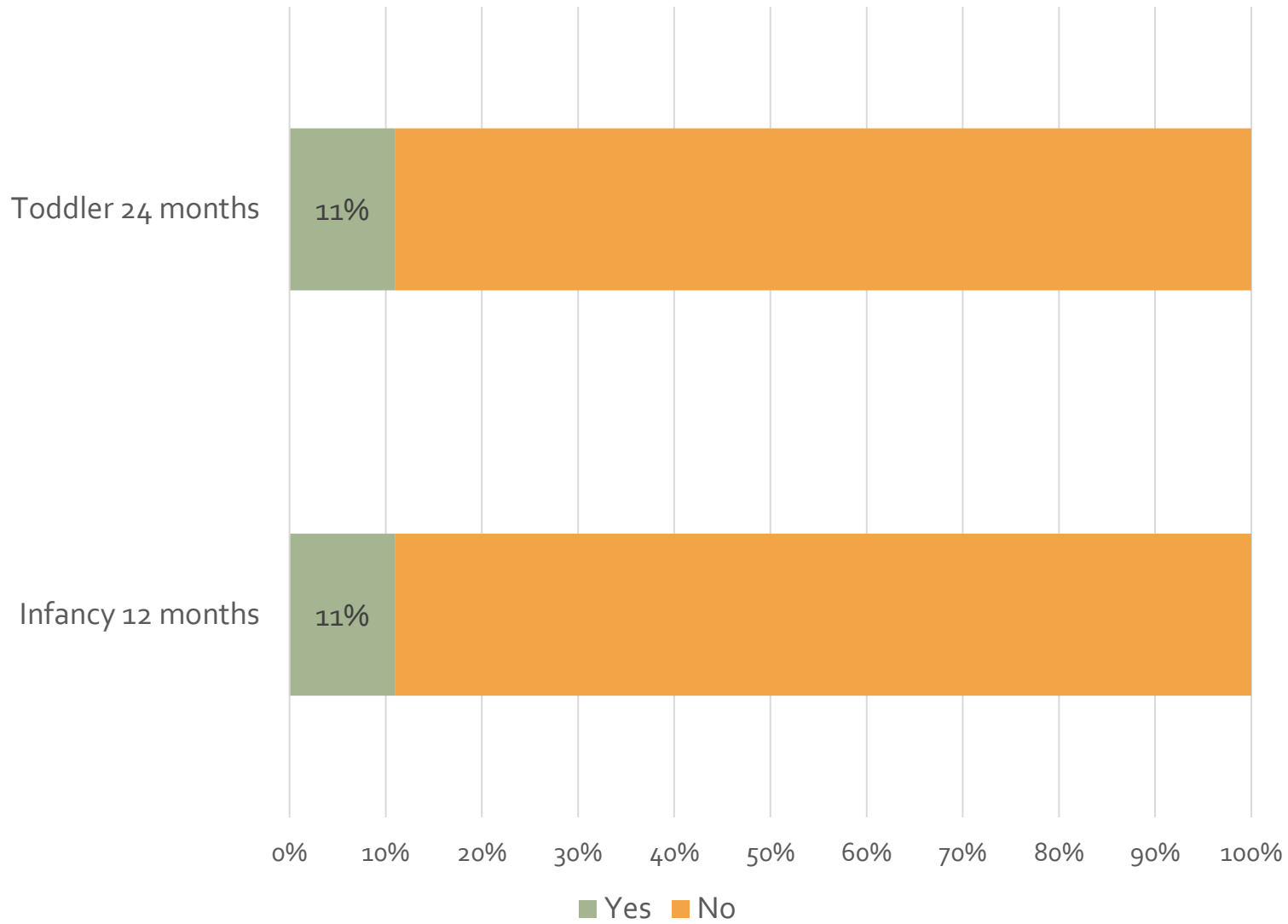
One specific in the served community is that they consider themselves married even if they do not have marriage certificate but only have undergone the community's marriage rituals. There are legal reprimands for getting married if under certain age and some of the clients do not share what their marital status is. We have an option for those cases as well, where the client is not obliged to clarify whether they have a marriage certificate or not.

Pregnancy Intake



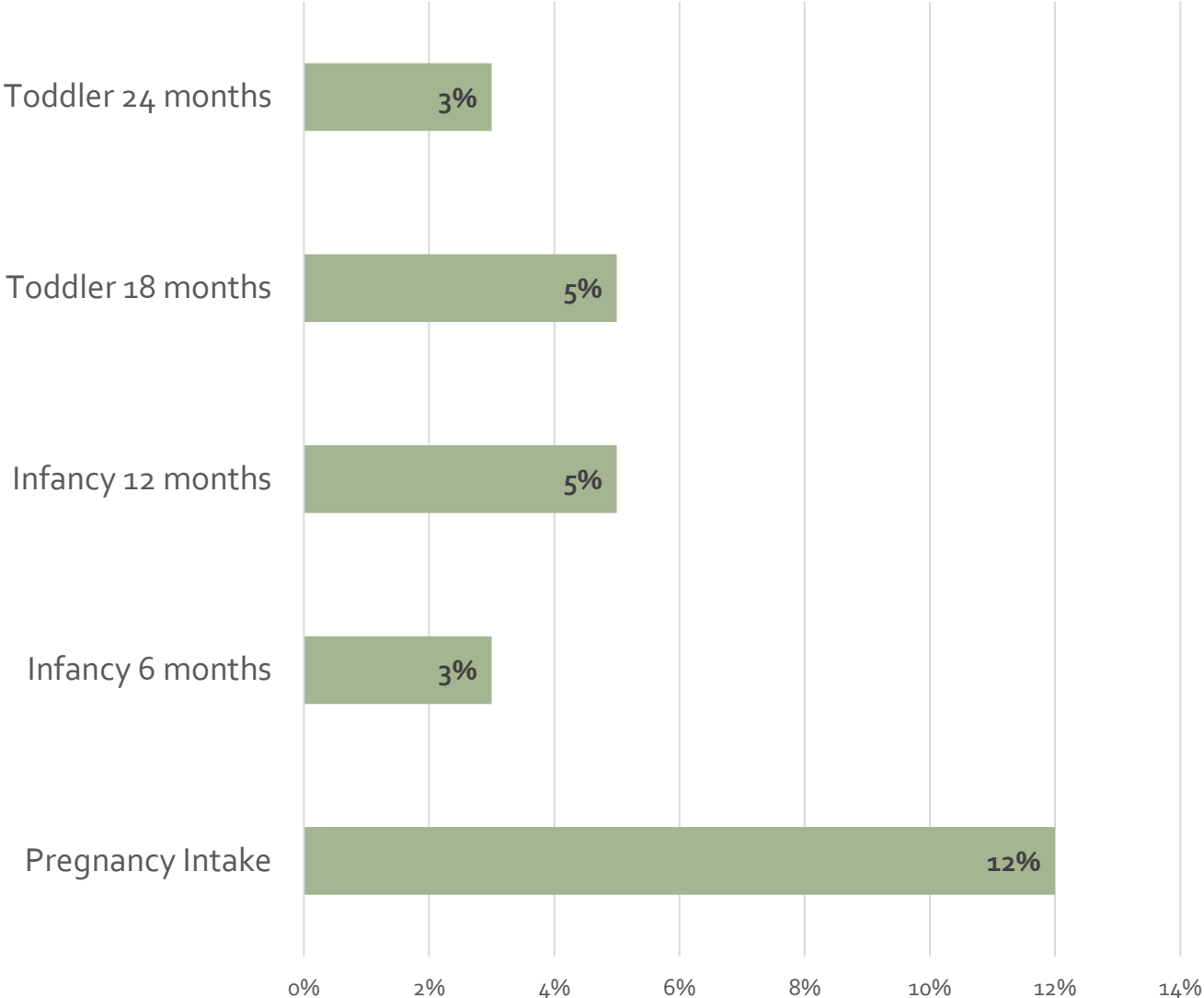
EDUCATION
LEVEL AT
INTAKE

Higher level of education compared to intake



CHANGE IN
EDUCATION
LEVEL

% of women enrolled in educational program by phase



ENROLLMENT IN EDUCATIONAL PROGRAM

There is a total increase of 3% at Infancy 12 (+2%) and Toddler 18 (+1%)

* Data compared with the last report

Number of women	Pregnancy Intake	Infancy 6 months	Infancy 12 months	Toddler 18 months	Toddler 24 months
Unemployed and seeking employment	2	1	2	1	3
Working women	8	2	2	6	6
Worked since gave birth	-	2	4	10	12

EMPLOYMENT

There are significantly more girls in employment, seeking employment or who have worked since giving birth compared to the last reported period.

MONTHLY INCOME

For 2021 in Bulgaria

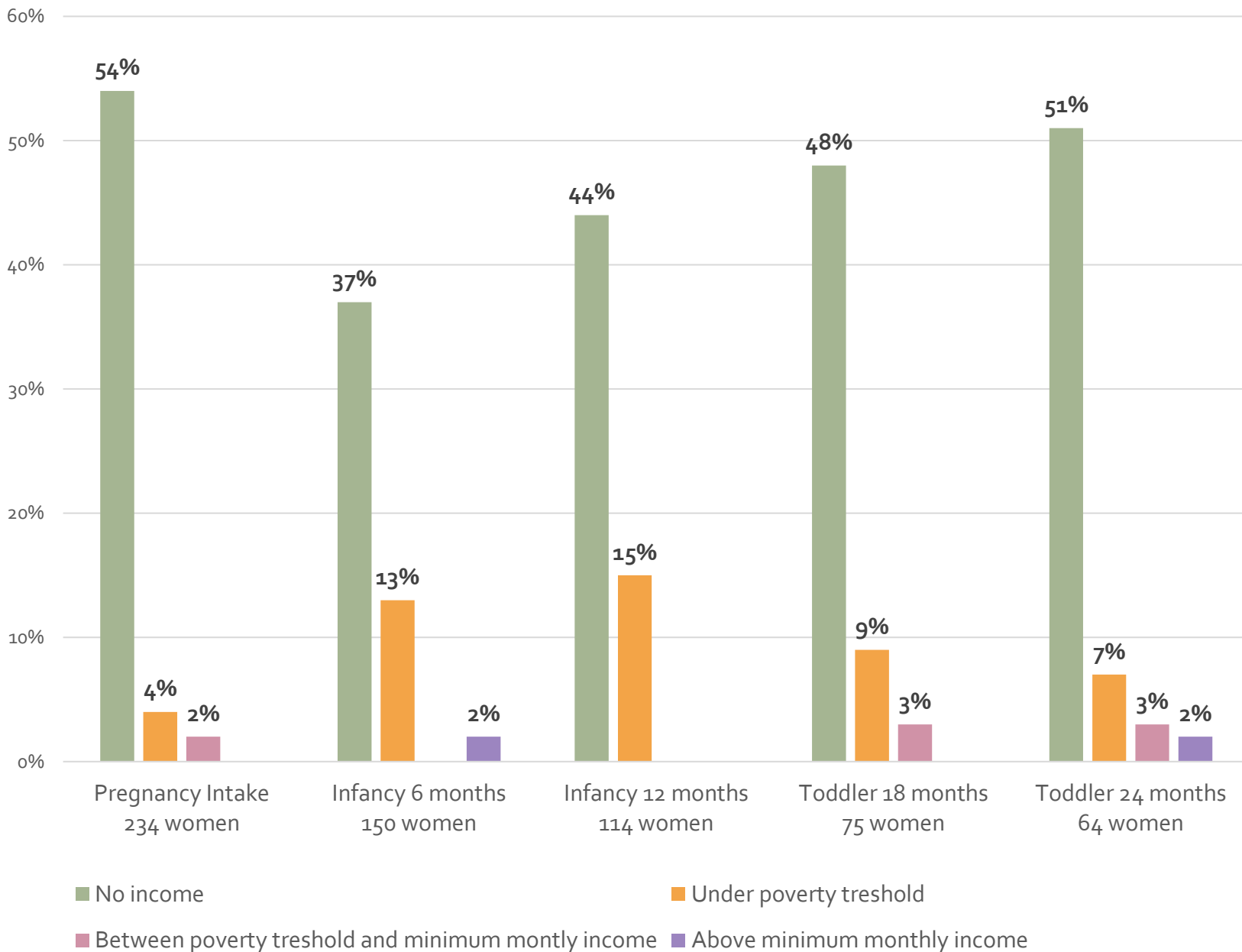
- poverty threshold is \$239 USD

- minimum monthly income is \$376 USD

- average salary is \$879 USD

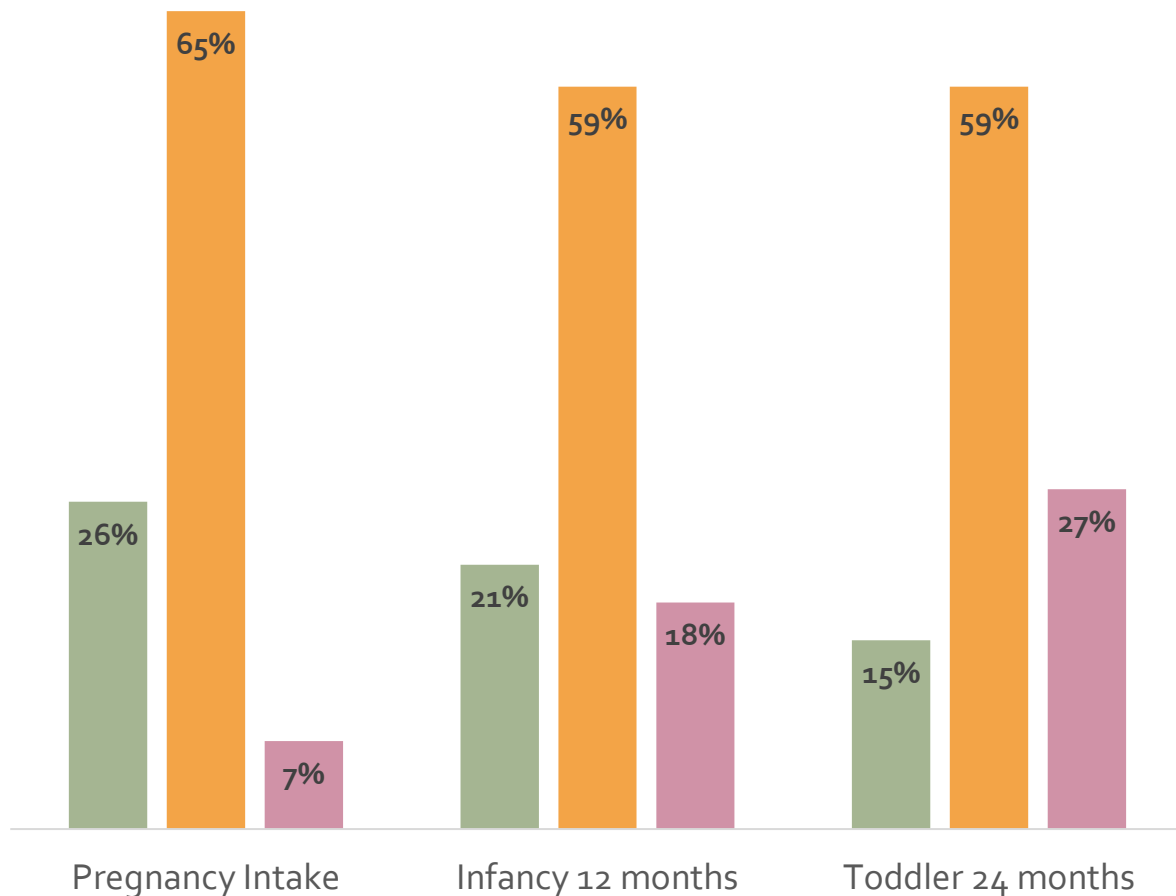
* there is an increase of clients between the poverty threshold by 3% in Toddler 24

% of all women who have shared financial information



Type of housing

■ Flat apartment ■ House ■ Extension to another house



HOUSING

Percentage of women living in flats in later stages of the program is increasing as clients from Plovdiv, who usually live in flats, enter Infancy and Toddler stages of the program.

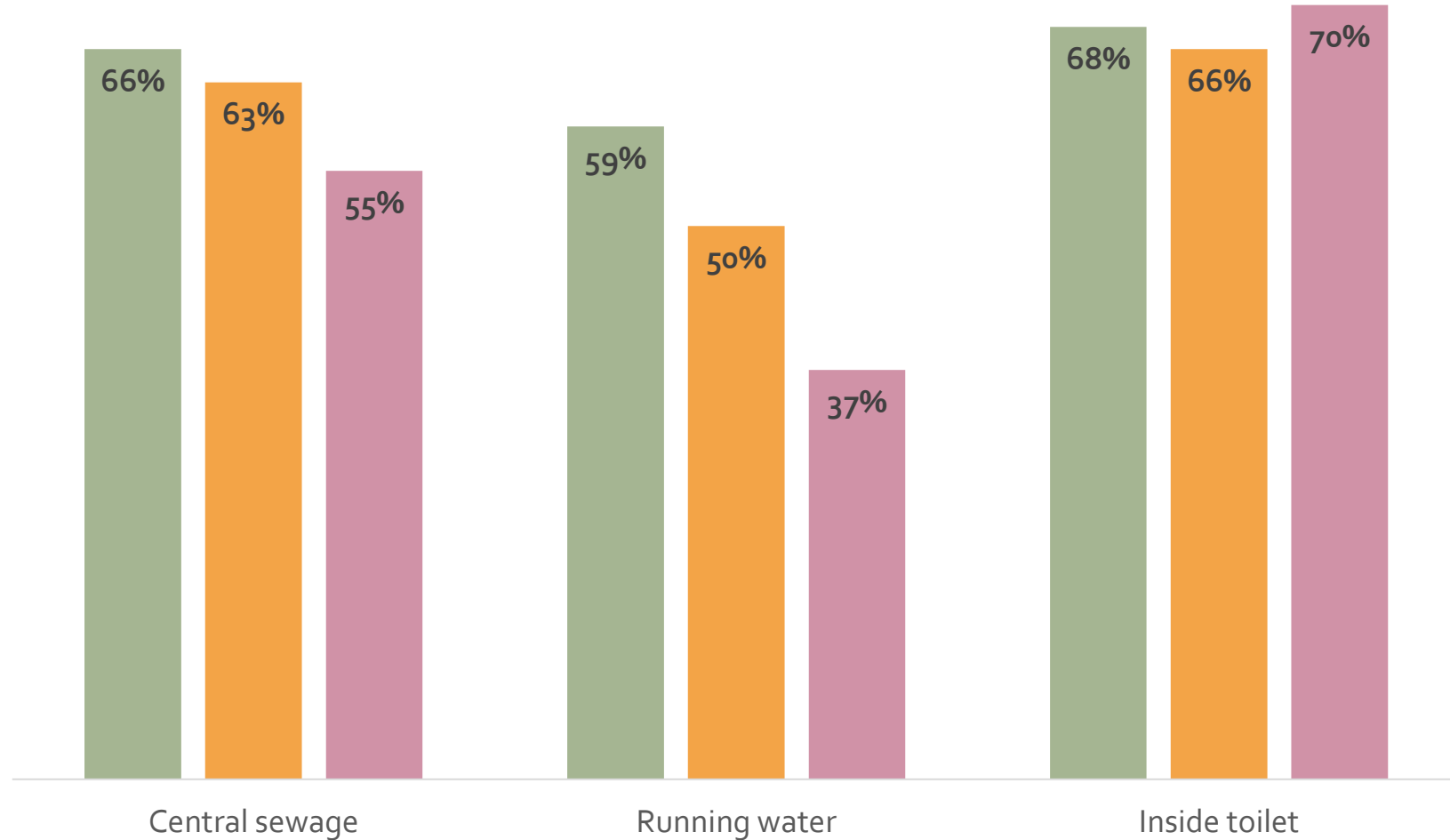
Average number of people living in the household is high and as expected it rises from 4.29 at Intake to 4.83 at Toddler 24 months.

HOUSING CONDITIONS

We observe an improvement of access to all basic communal service compared with the data of the last report. This improvement, however, is probably also related to the increased number of clients in Plovdiv, who have overall better communal services.

% of clients who have access to basic communal services by phase

■ Pregnancy Intake ■ Infancy 12 months ■ Toddler 24 months



HOUSING CONDITIONS

Sofia

Client base for the answers:

Pregnancy

- sewage - 103
- water - 92
- toilet - 110

Infancy 12 months

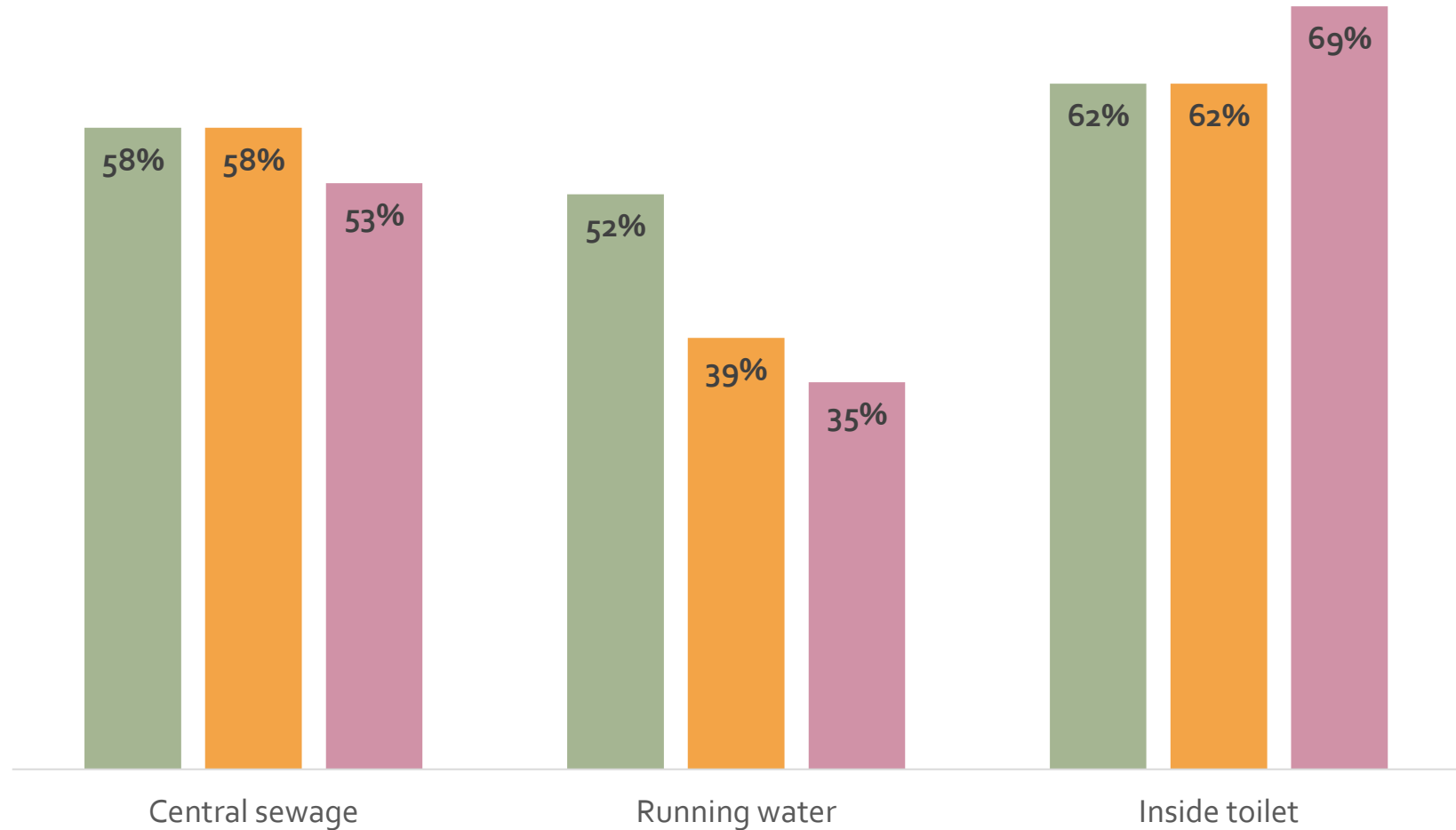
- sewage - 70
- water - 47
- toilet - 75

Toddler 24 months

- sewage - 45
- water - 30
- toilet - 59

% of clients who have access to basic communal services by phase

■ Pregnancy Intake ■ Infancy 12 months ■ Toddler 24 months



HOUSING CONDITIONS

Plovdiv

Client base for the answers:
Pregnancy

- sewage - 79
- water - 71
- toilet - 80

Infancy 12 months

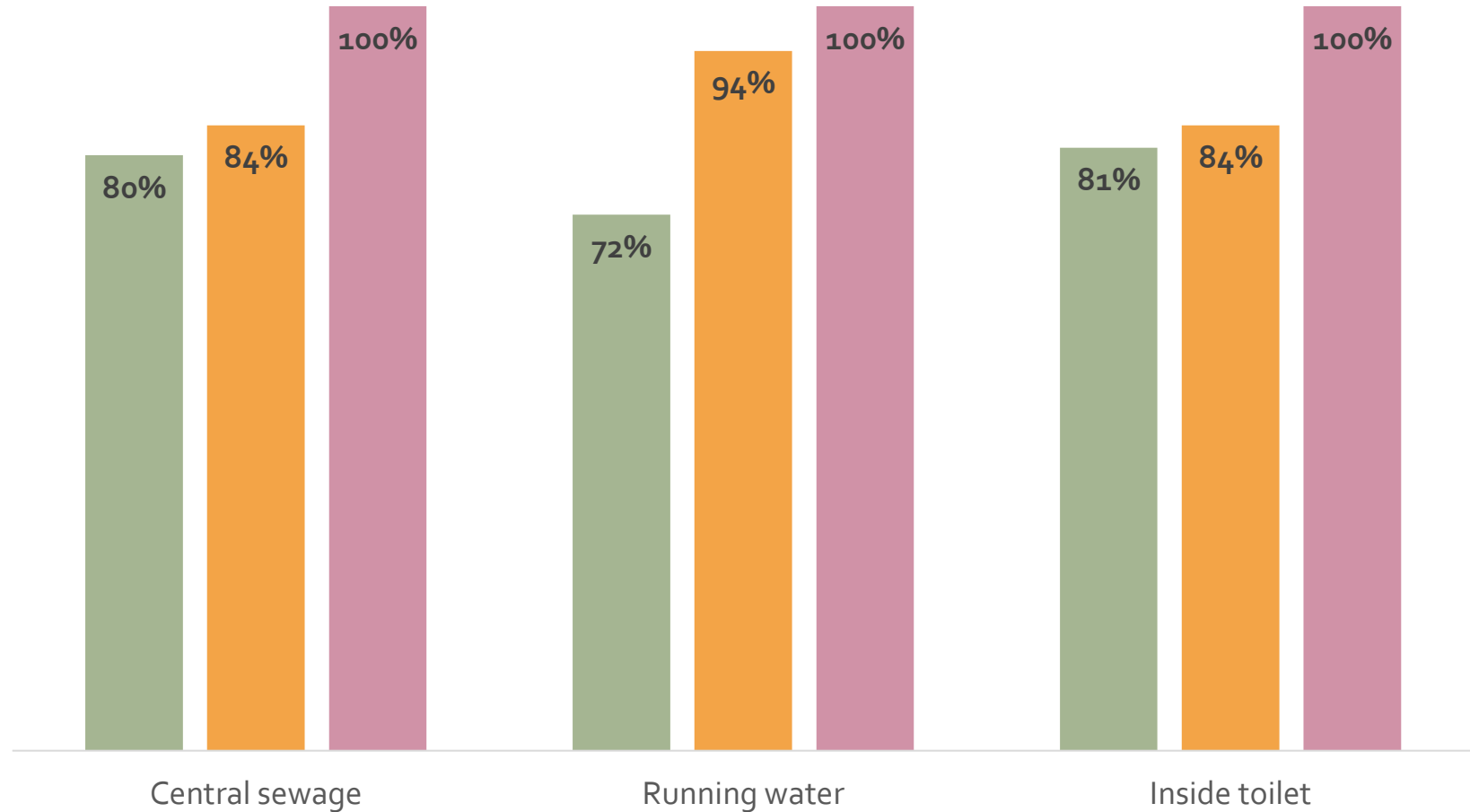
- sewage - 26
- water - 29
- toilet - 26

Toddler 24 months

- sewage - 3
- water - 3
- toilet - 3

% of clients who have access to basic communal services by phase

■ Pregnancy Intake ■ Infancy 12 months ■ Toddler 24 months



HOUSING CONDITIONS

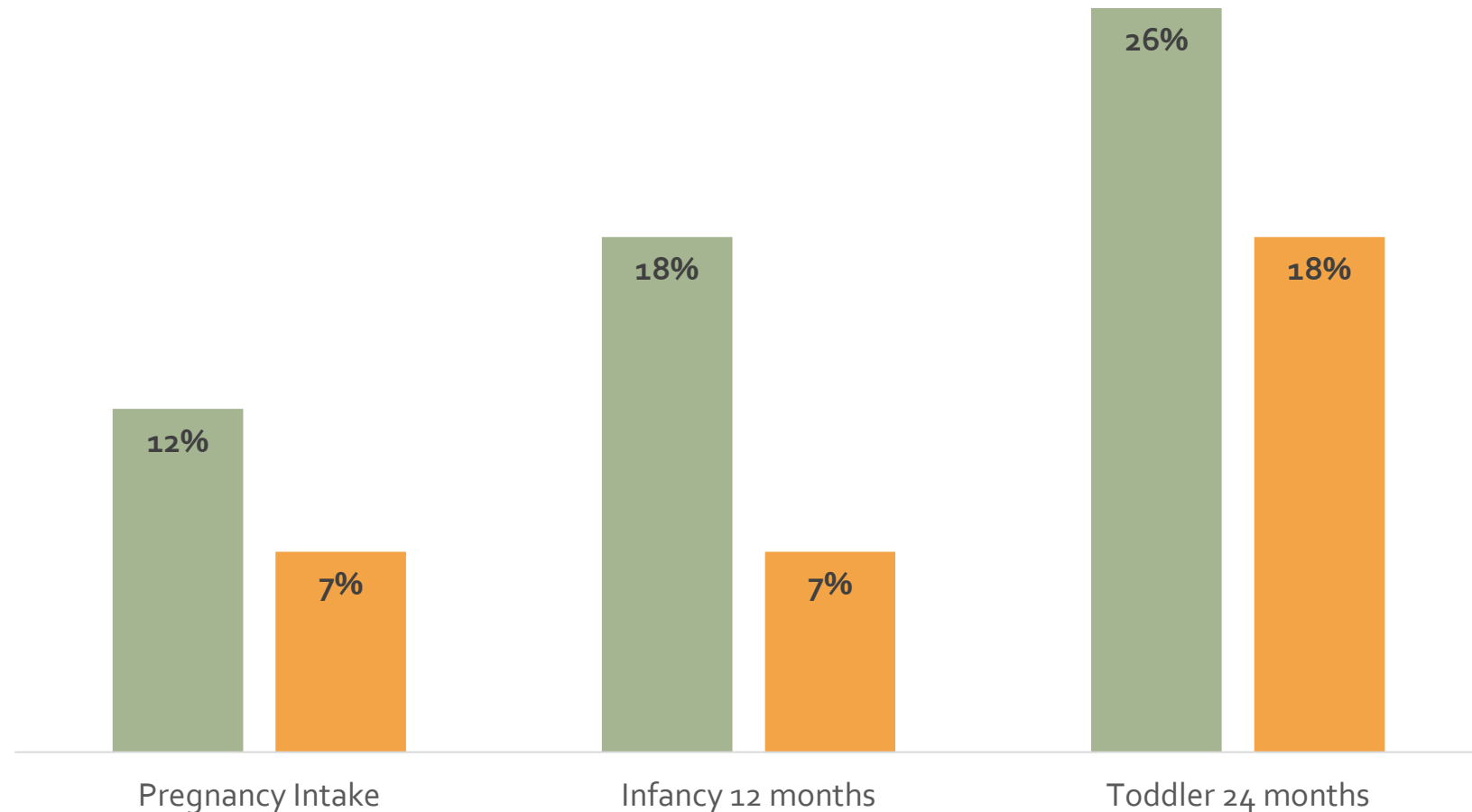
We are observing a significant decrease in Infancy 12 months (6% and 2% respectively) and Toddler 24 months (5% and 2% respectively) compared with the data from the last report.

In Plovdiv there are only 2 cases in Pregnancy intake of mold present including in the bedroom.

Only 3 clients have reached to the Toddler stage in Plovdiv, so the decrease we see since last year is an improvement in Sofia. In Infancy some of the decrease could be explained by lack of such problems in Plovdiv households. There is a slight improvement in Sofia.

Mold present in the home

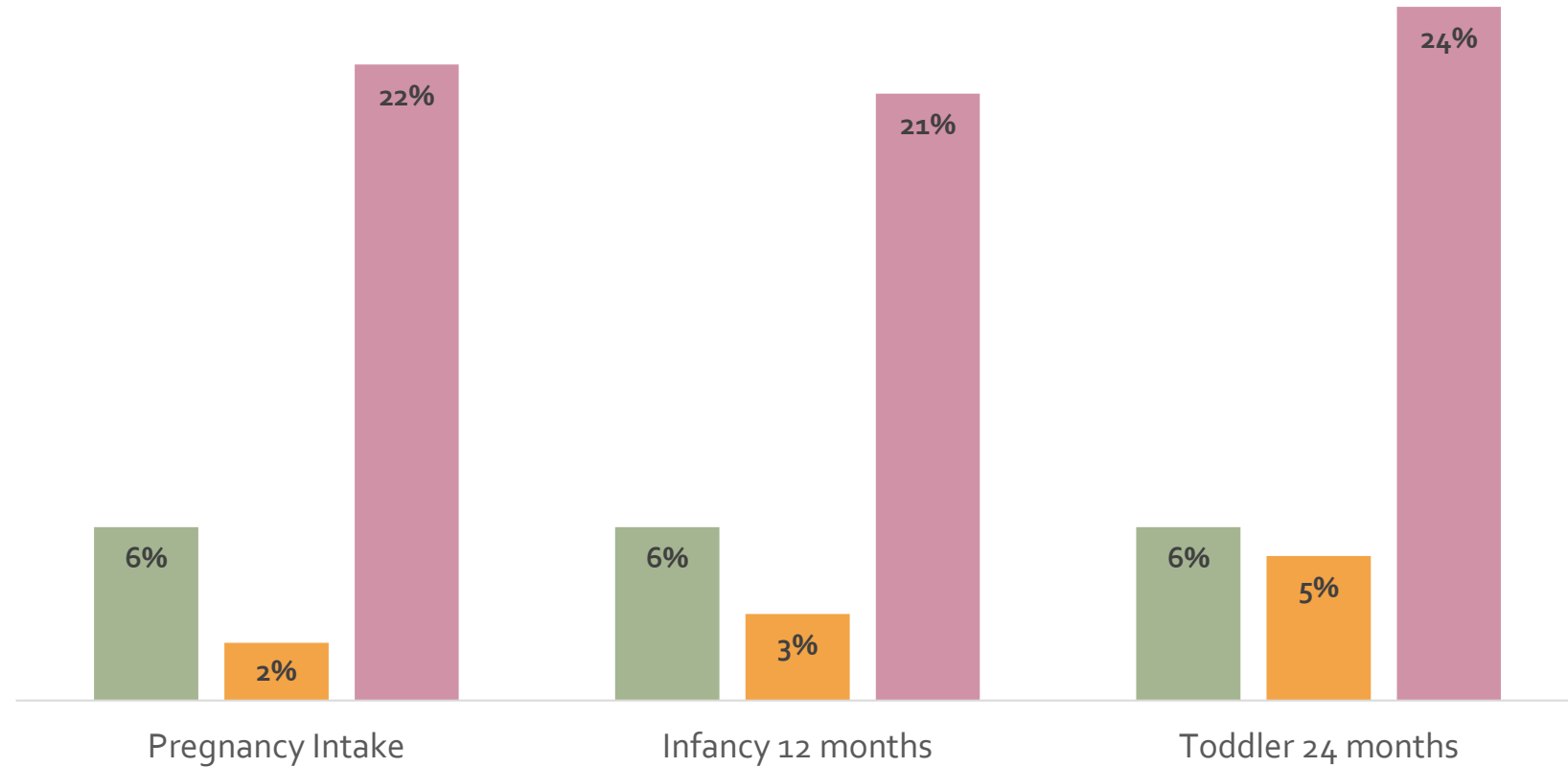
- Yes, including in the bedroom or sleeping space
- Yes, but not in the bedroom or sleeping space



HOUSING CONDITIONS

Baggage or garbage in the house

- There is a lot of accumulated baggage or belongings in the house
- There is garbage in the home
- There is garbage in the yard or staircase



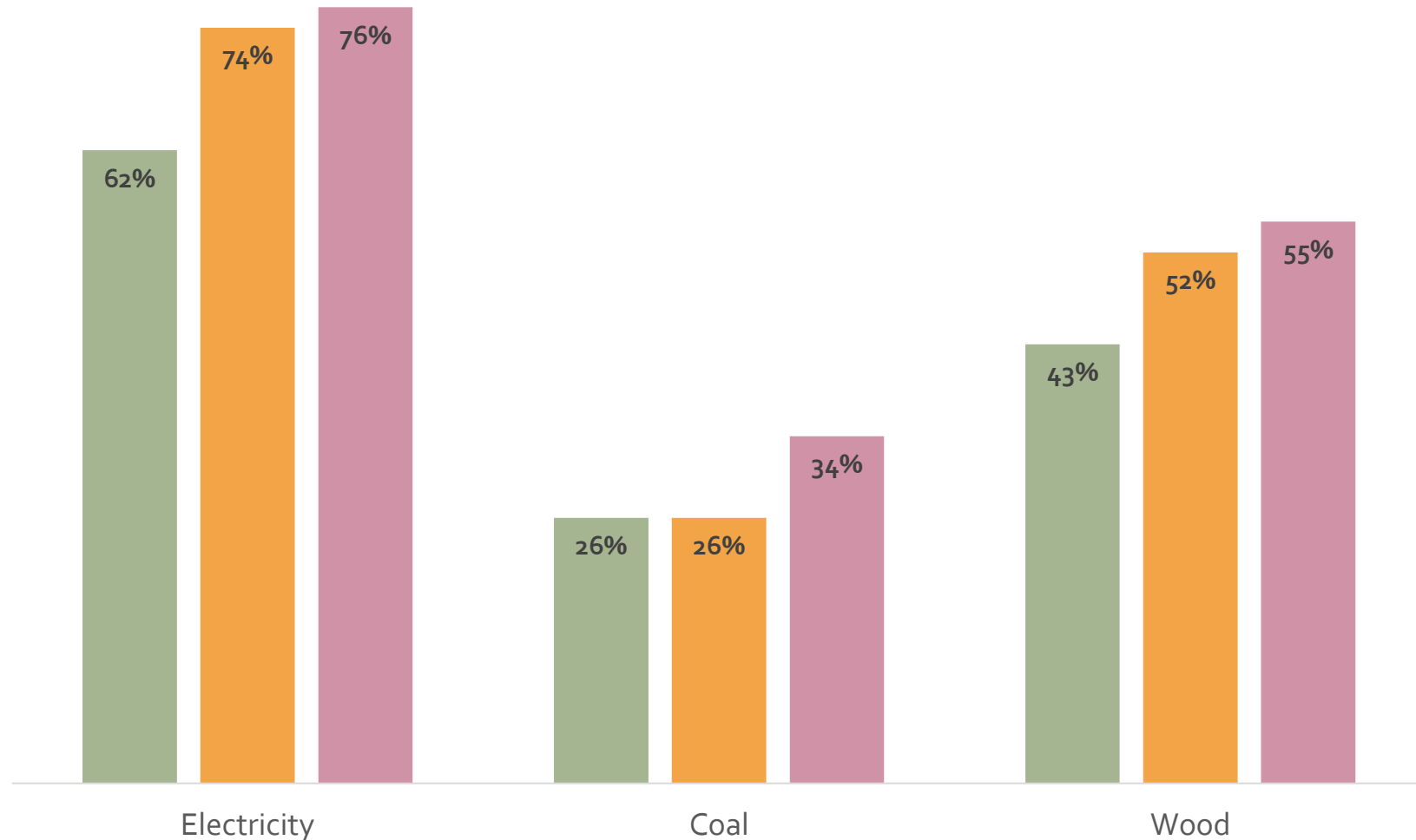
HOUSING CONDITIONS

Clients usually use more than one type of heating. Most vulnerable clients sometimes use garbage instead of coal or wood with the heating units directly used in the room where the child sleeps and/or plays, which presents an additional health hazard for the child.

- We observe a positive trend of decreasing the percent of clients using coal for heating (-11%) and an increase with 6% using electricity, compared with the date from the last report.

Types of heating used in households by program phase

■ Pregnancy Intake ■ Infancy 12 months ■ Toddler 24 months





MATERNAL HEALTH AND WELL-BEING

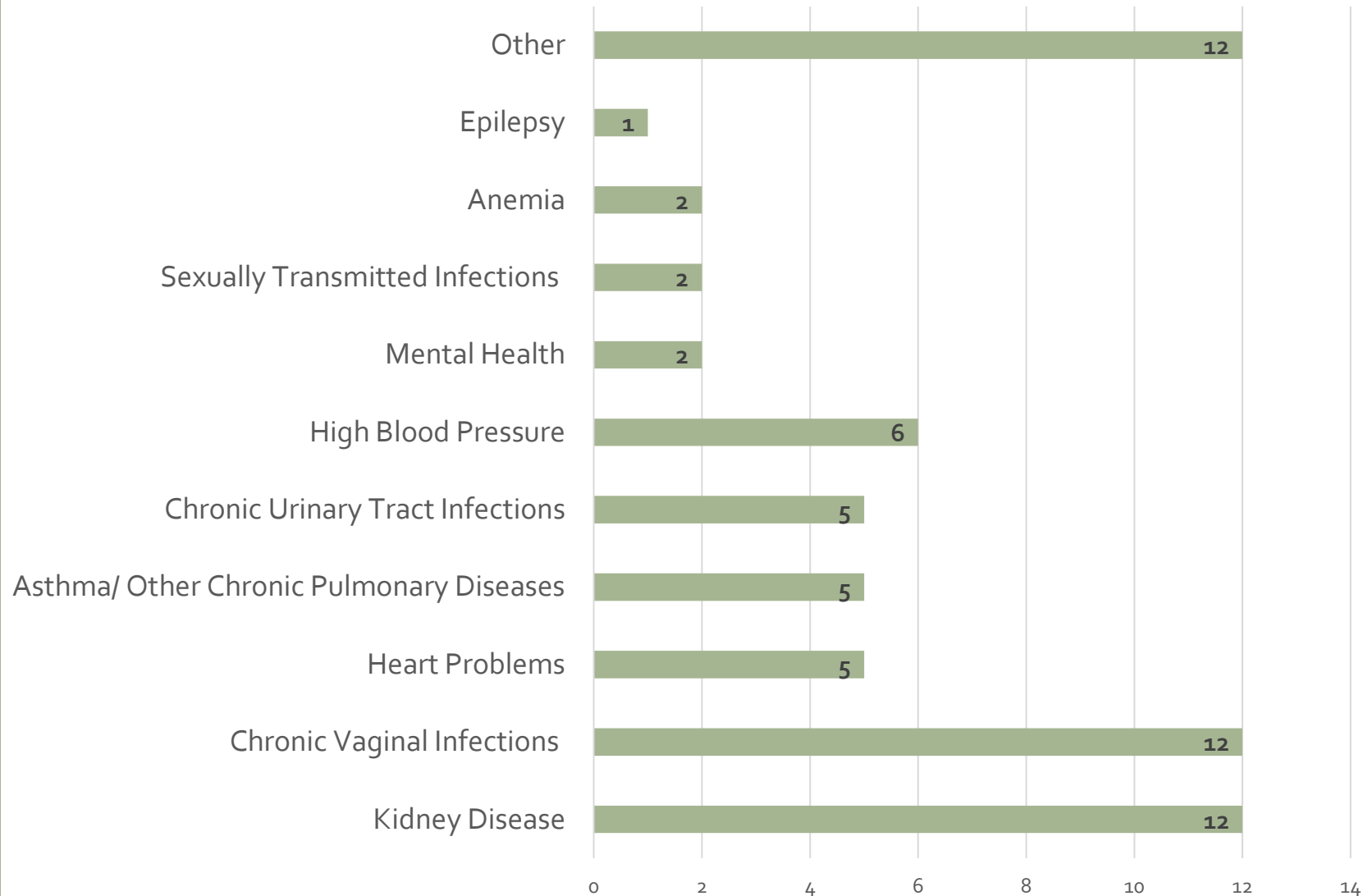
(2016 – 2021)

MATERNAL HEALTH

Pregnancy related complications	Number of clients
Chronic Gastrointestinal Diseases	2 / 282
Mental Health	1/ 282
High Blood Pressure	3 / 282
Urinary Tract Infections	1 / 282
Asthma/ Other Pulmonary Diseases	1 / 282
Vaginal infections	2 / 282
Kidney Disease	2 / 282

- Data on pregnancy related complications is the same as the last report.
- There are + 9 clients with illnesses at intake

Illnesses at intake

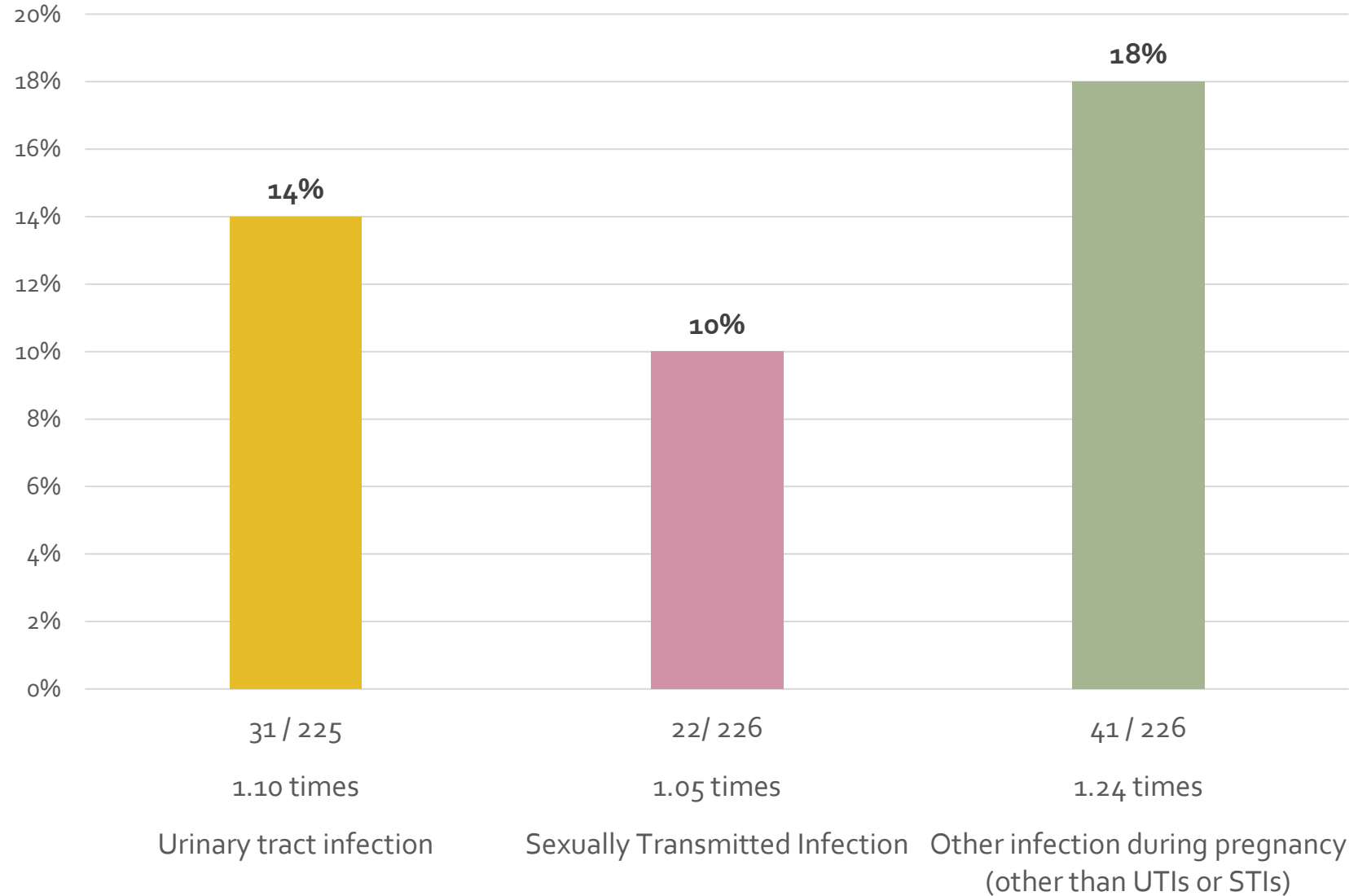


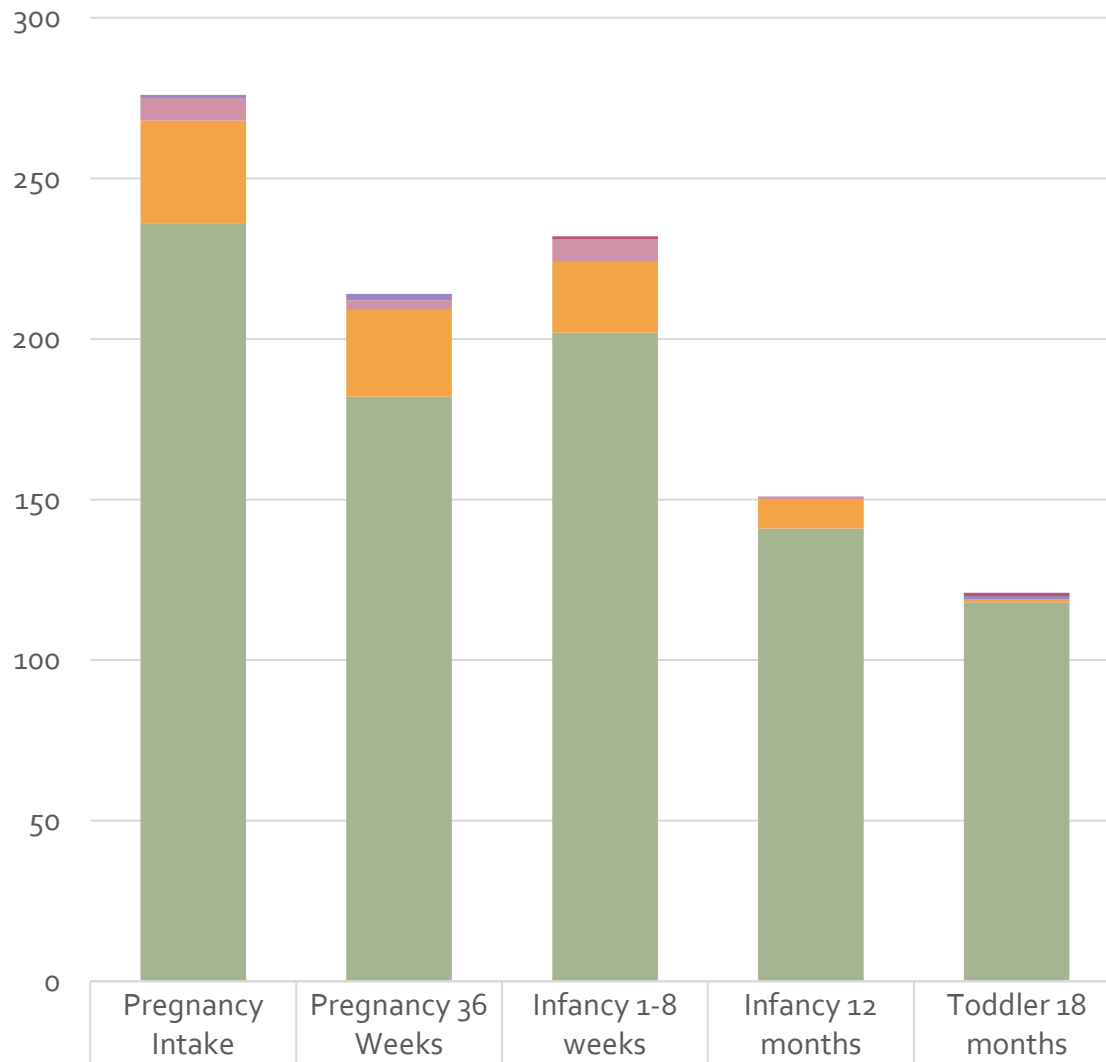
MATERNAL HEALTH

- During the reporting period we have +6 clients with infections during the pregnancy (recorded at intake)
- We observe -4% of the clients with infections during the pregnancy (recorded after delivery)

Infections during pregnancy (recorded at intake) on average – 1 time	Number of clients
Urinary tract infections	18/276
Sexually transmitted infections	6/276
Vaginal infections	32/276

Infections during pregnancy (recorded after delivery)

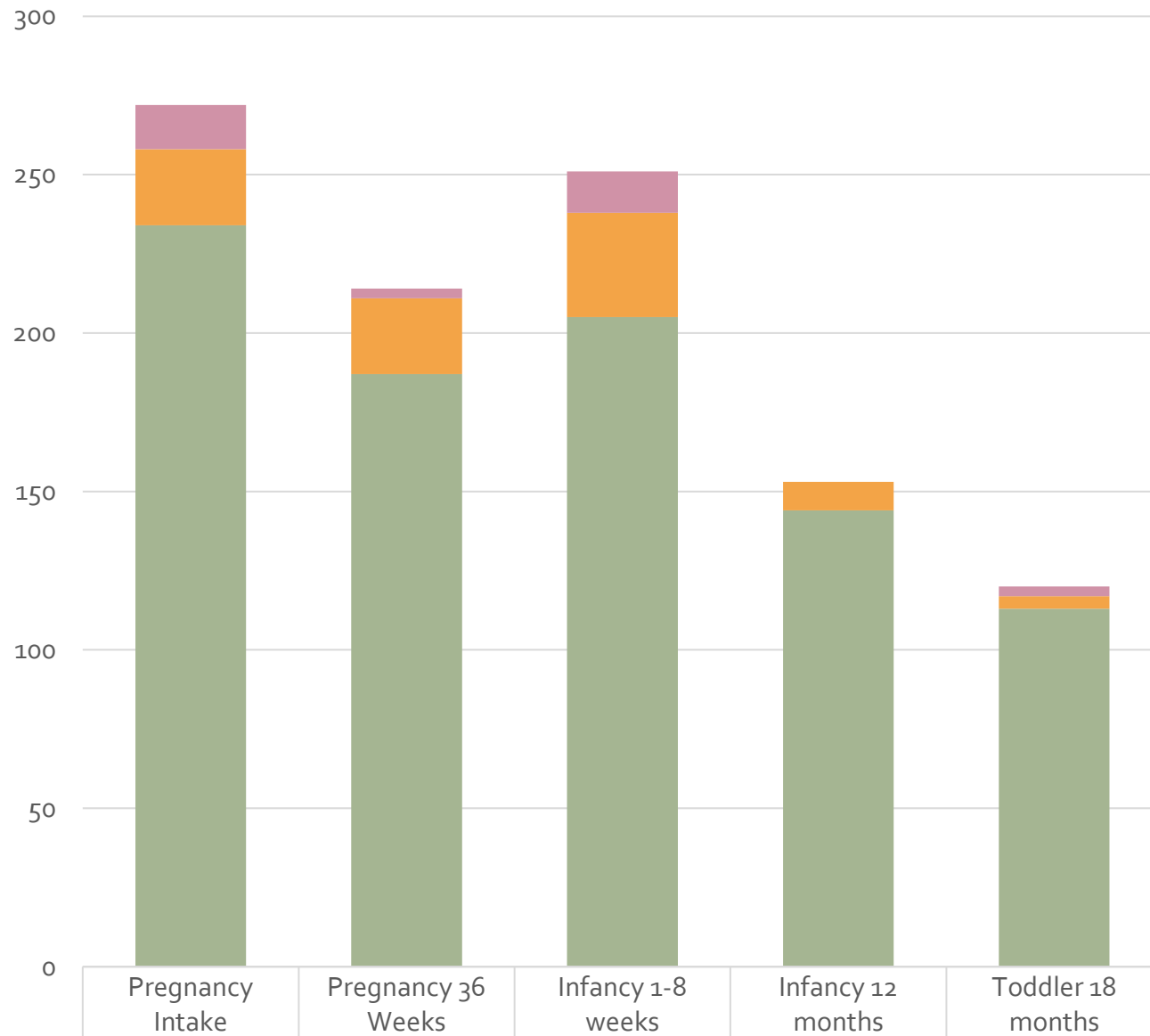




	Pregnancy Intake	Pregnancy 36 Weeks	Infancy 1-8 weeks	Infancy 12 months	Toddler 18 months
Severe depression	0	0	1	0	1
Moderately severe depression	1	2	0	0	1
Moderate depression	7	3	7	1	0
Mild depression	32	27	22	9	1
Minimal depression	236	182	202	141	118

PATIENT HEALTH QUESTIONNAIRE - 9 (PHQ-9)

For this reporting period we observe an increase of girls with moderate, mild and minimal depression. Most probably because of limited social communication with friends and relatives due to Covid 19 restrictions. Other reason can be also that there are girls who enrolled in the program with a partner and at the moment of graduation they were without a partner.

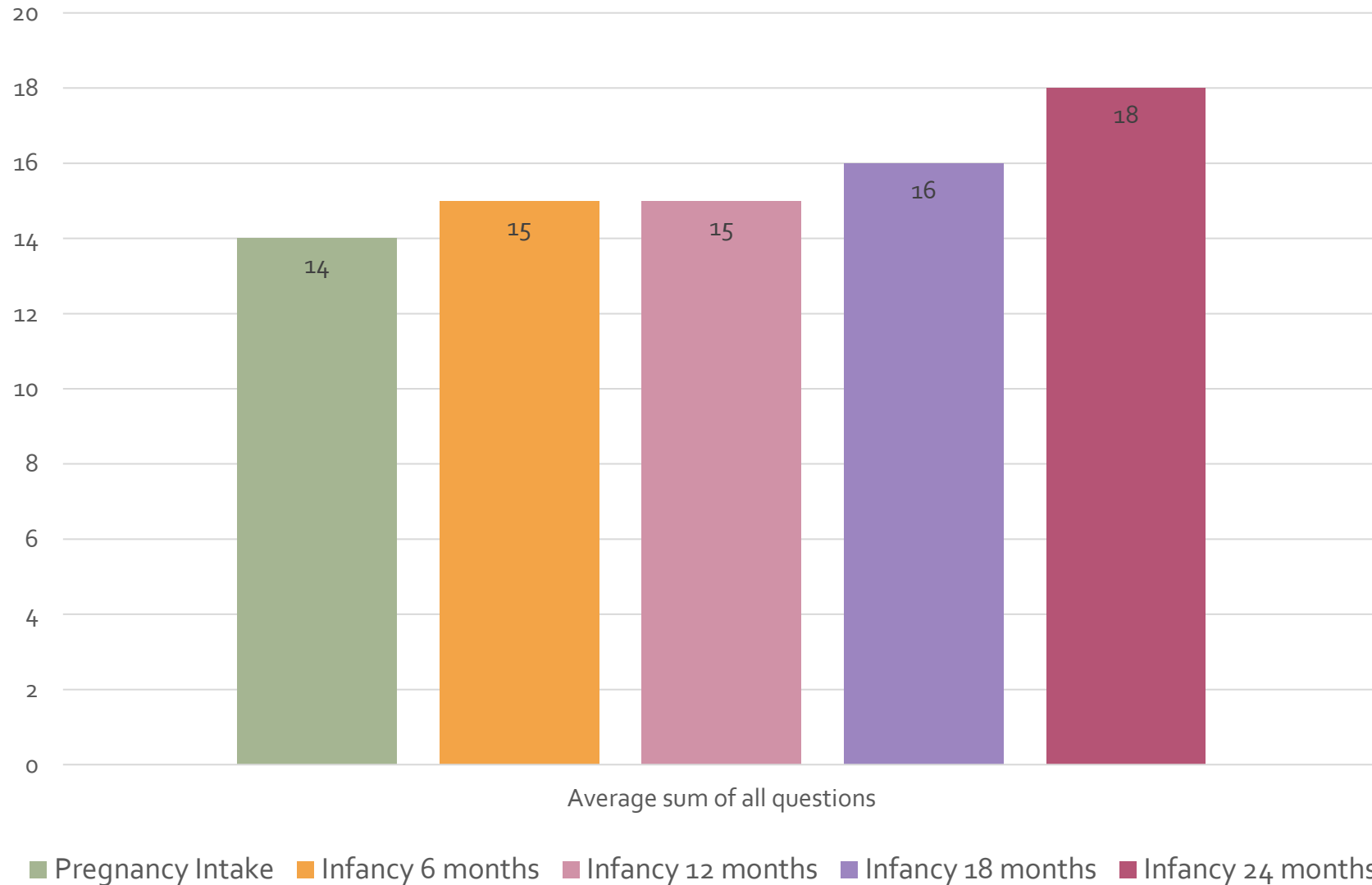


GENERAL ANXIETY DISORDER 7-ITEM SCALE (GAD-7)

We have +9 clients with severe anxiety for the reporting period

Severe Anxiety	14	3	13	0	3
Mild anxiety	24	24	33	9	4
Minimal anxiety	234	187	205	144	113

CONTROL AND MASTERY



Our clients seem to be on the lower end of the scale for control and mastery with some improvement in the second year of the child – measured at 18 and 24 months of the child.

SMOKING	Before pregnancy	Pregnancy Intake	Pregnancy 36 Weeks	Infancy 12 months	Toddler 24 months
% women that smoke	32 % (↓2%) (91 / 275)	30 % (↓2%) (83 / 275)	27 % (↓3%) (55 / 207)	43 % (↓8%) (34 / 89)	38 % (25 / 66)
Average cigarettes per day (only based on smokers)	9	3	2	3	3

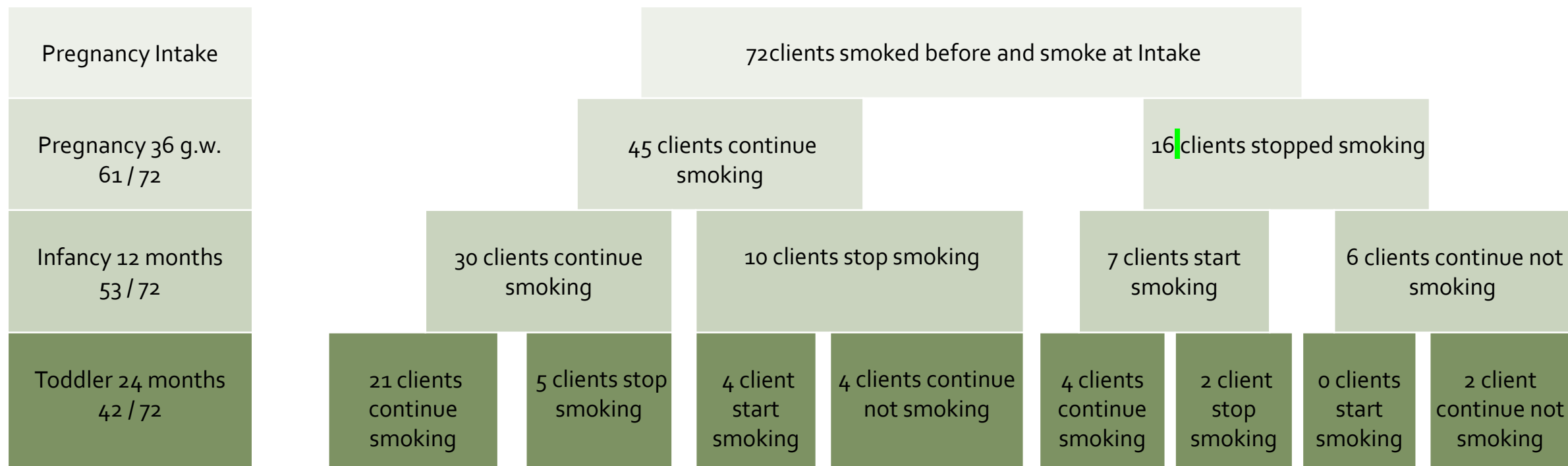
According to the data for both localities we have a **decrease** of clients who smoke. **However, smoking** patterns seem to be very different in Sofia and Plovdiv.

Only 11 out of 101 clients in Plovdiv have smoked before the pregnancy and 10 still smoke at intake, which is about 10% of all clients there. This is probably due to religious and cultural specifics of the communities served in Plovdiv.

In Sofia on the other hand, 45 % (↓3%)* of the clients have smoked before the pregnancy and 41% (↓1%)* continue to smoke at intake. There is a drop of 11% by the 36th gestation week and a reduction of the number of cigarettes smoked per day.

* Compared to the date from last report

Clients in Sofia who smoked before and after getting pregnant



ALCOHOL CONSUMPTION	Pregnancy Intake	Pregnancy 36 Weeks	Infancy 12 months	Toddler 24 months
% of women that use alcohol	3 % (8 / 275)	0 % (0 / 207)	2 % (3 / 151)	4 % (4 / 89)
Number of days on which alcohol was consumed over the past 14 days	0	0	3	4,33
Average number of drinks per day	1	0	1	1

MARIJUANA USE	Pregnancy Intake	Pregnancy 36 Weeks	Infancy 12 months	Toddler 24 months
% of women that use marijuana	1 % (4 / 275)	0.5 % (1 / 207)	1 % (1 / 151)	0 % (0 / 89)
Number of days on which marijuana was used over the past 14 days	0	1	0	0
Average number of pipes or joints used per day	0	0	1	0

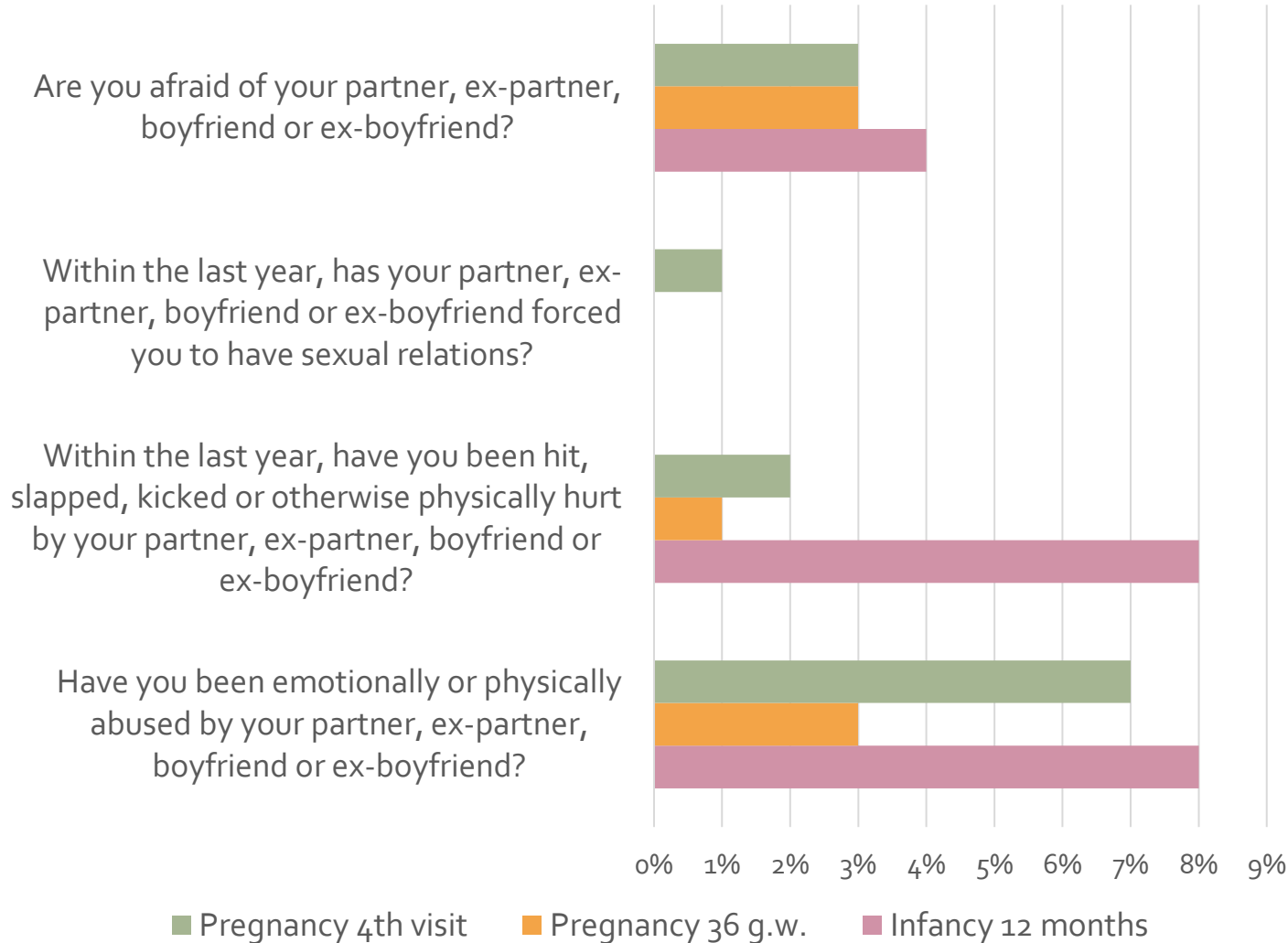
SUBSEQUENT PREGNANCIES

- **31% of 93 graduated** women with 30 subsequent pregnancies of 29 clients
- There is a decrease by 2% compared to the last report when we had 33% of graduates with subsequent pregnancies
- on average - **13** months after the birth of the first child
 - **10** live births (7 last report)
 - **4** miscarriages
 - **7** abortions (3 last report)
 - **2** still birth (1 last report)
 - **7** still pregnant at graduation

* Data based on graduated women

IPV 2016 - 2020

% of women who have answered "yes" to the questions

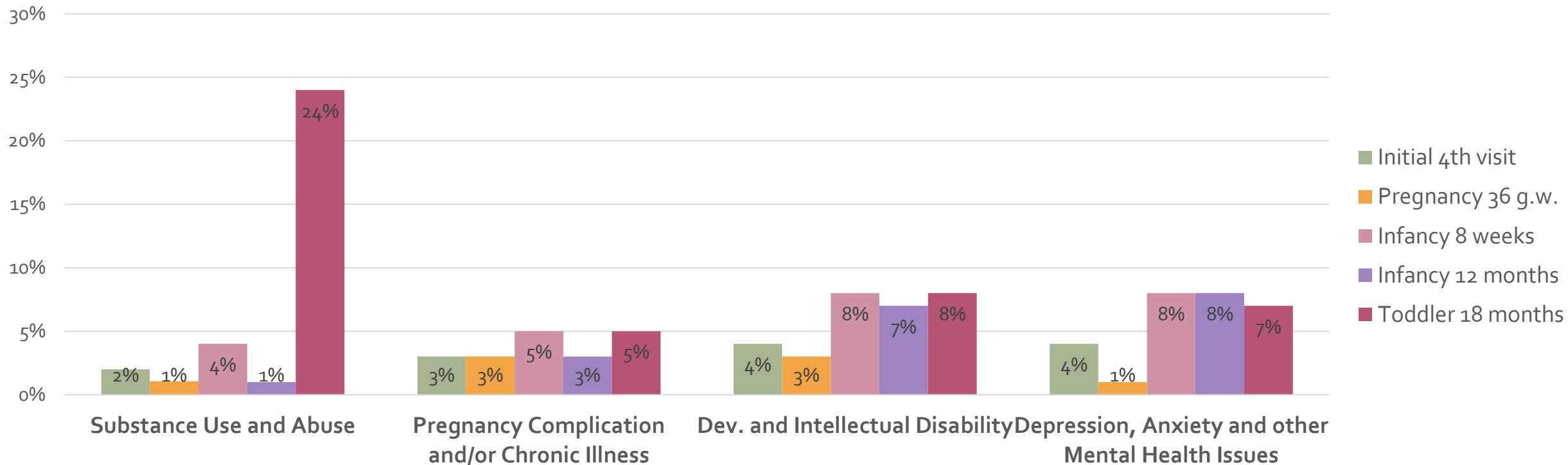


The percentage of women who have reported IPV has risen by 1% in Pregnancy 4th visit, by 1% in Pregnancy 36 gestation week and by 1% in Infancy 12. However, the number of women who have reported IPV in Pregnancy 4th visit has increased with 6, 4(P.36 g.w.) and 4 in Infancy 12m. since last year as shown in the table below.

Women who have reported IPV	Pregnancy 4th visit	Pregnancy 36 g.w.	Infancy 12 months
Total 2016 - 2018	6 % (5 / 87)	5 % (4 / 79)	10 % (4 / 41)
Total 2016 - 2019	7 % (11 / 152)	4 % (5 / 123)	7 % (5 / 70)
Total 2016 - 2020	8 % (16 / 208)	4 % (7 / 169)	9 % (10 / 110)
Total 2016-2021	9 % (21 / 246)	5 % (11 / 207)	10 % (14 / 148)

There is 1 client, who has reported sexual violence.

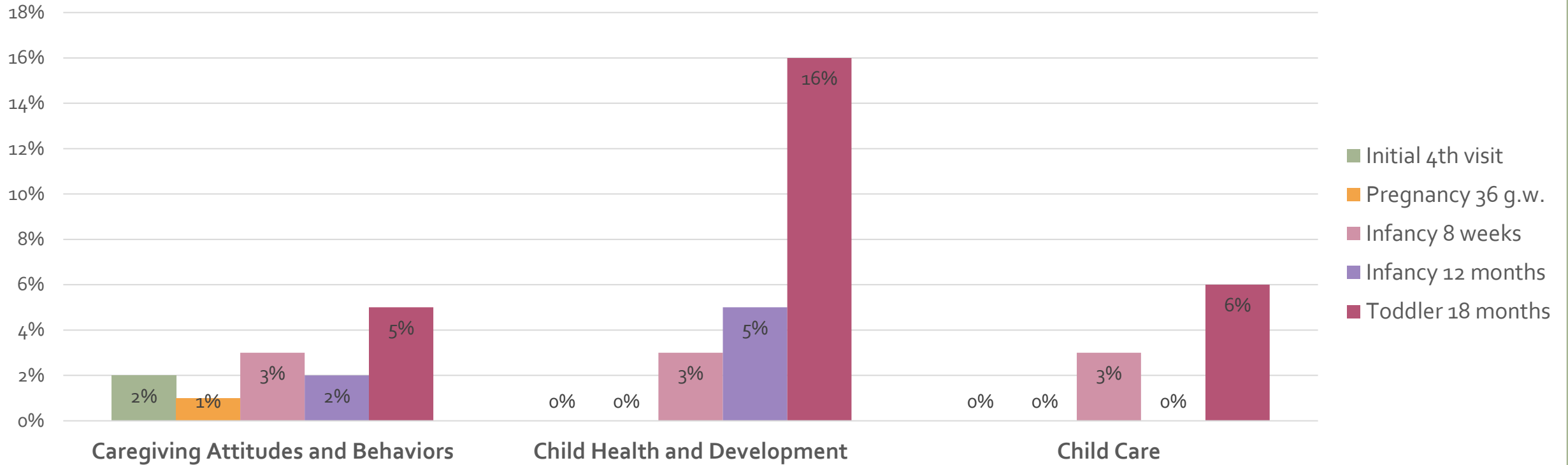
% of women with high and moderate risk of all assessed



STAR FRAMEWORK ASSESSMENT

PERSONAL HEALTH

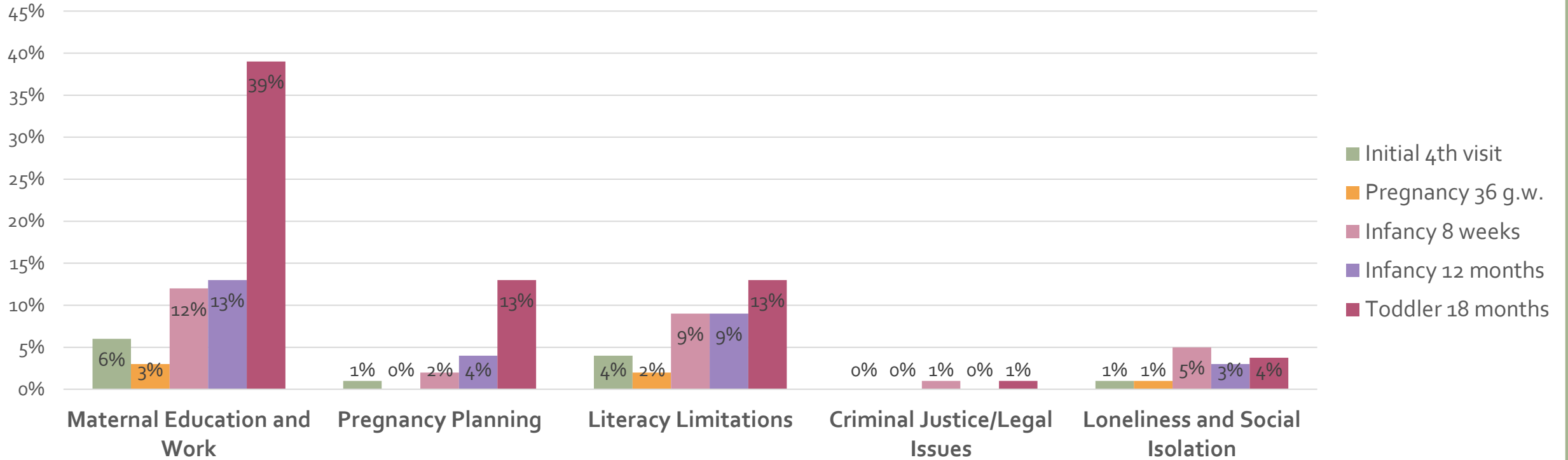
% of women with high and moderate risk of all assessed



STAR FRAMEWORK ASSESSMENT

MATERNAL ROLE

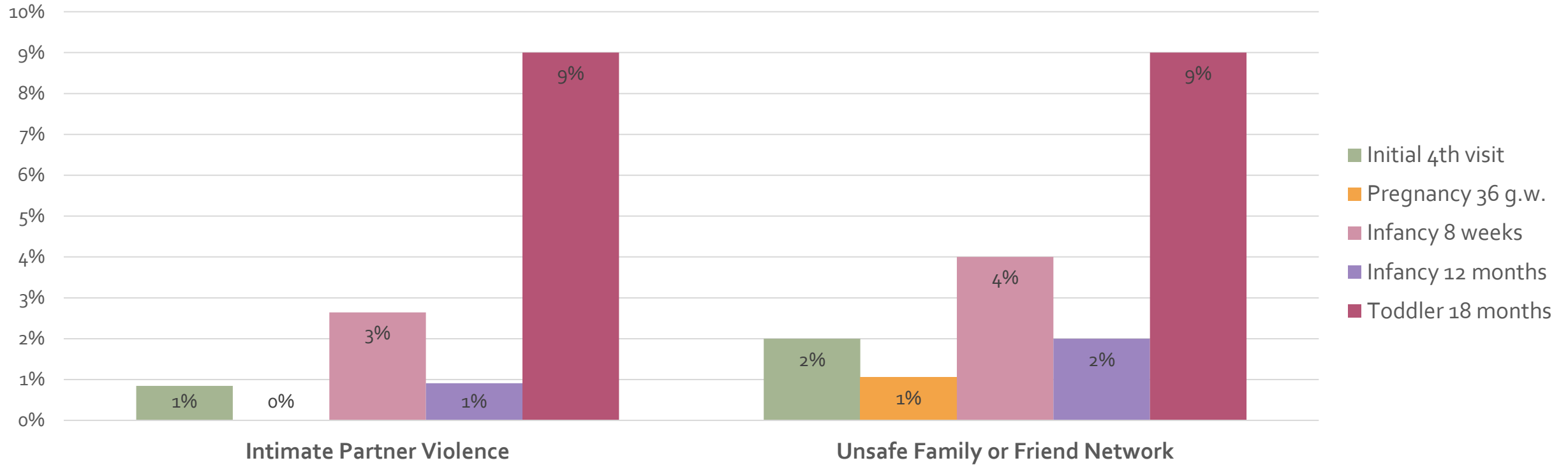
% of women with high and moderate risk of all assessed



STAR FRAMEWORK ASSESSMENT

ENVIRONMENTAL HEALTH

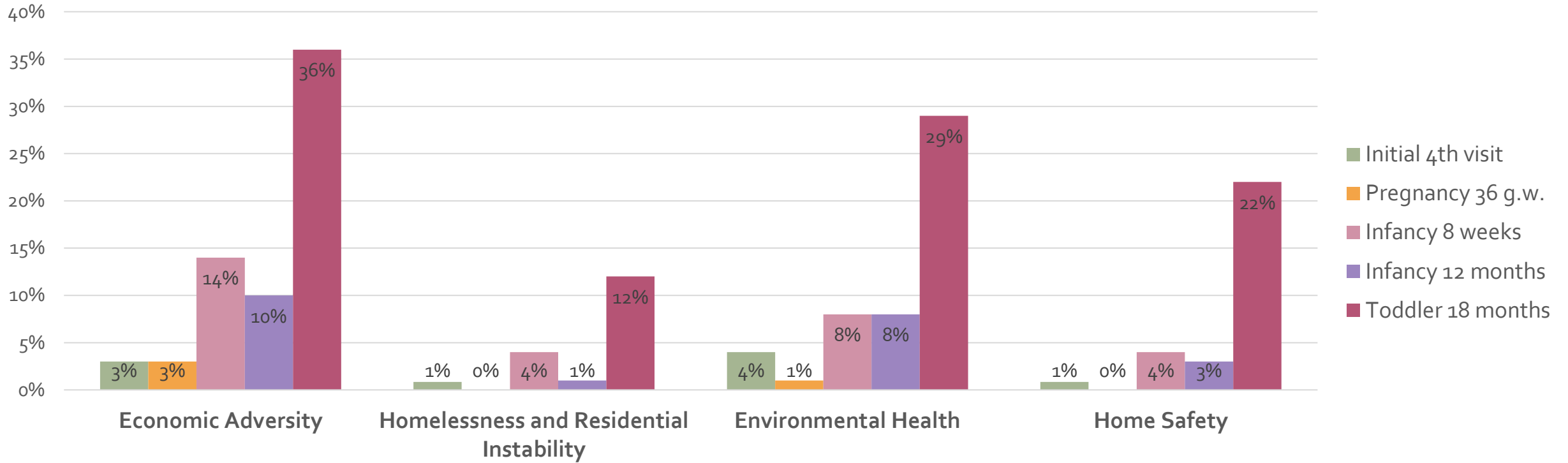
% of women with high and moderate risk of all assessed



STAR FRAMEWORK ASSESSMENT

MY FAMILY & FRIENDS

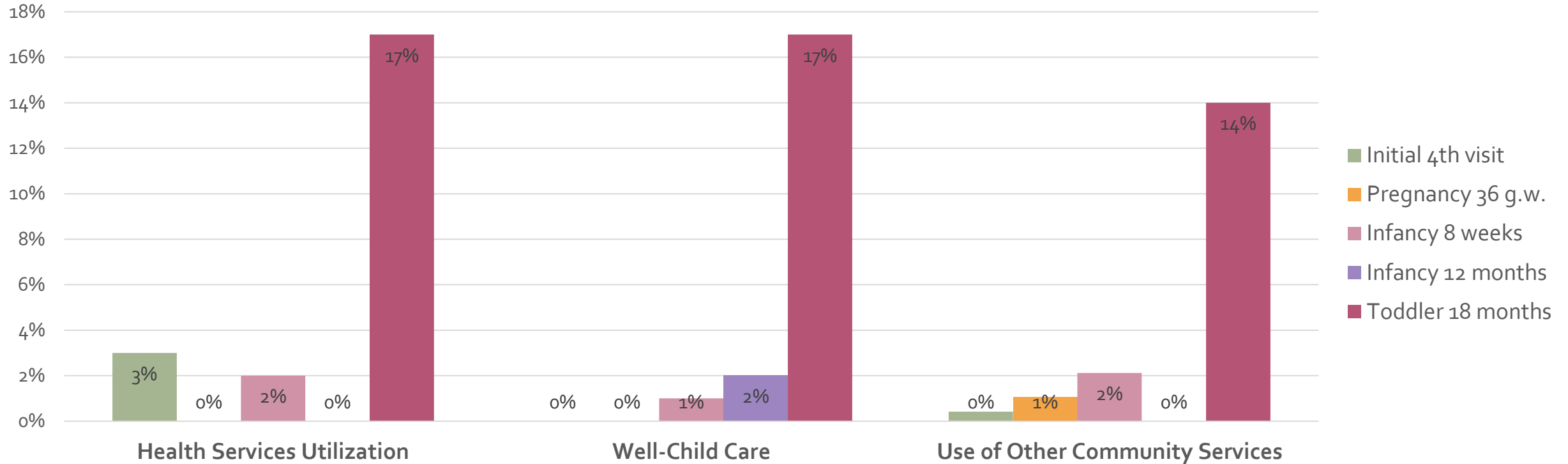
% of women with high and moderate risk of all assessed



STAR FRAMEWORK ASSESSMENT

LIFE COURSE DEVELOPMENT

% of women with high and moderate risk of all assessed



STAR FRAMEWORK ASSESSMENT

HEALTH & SOCIAL SERVICES

Referral type/area	1	2	3	4	5
Financial Assistance	14	0	1	0	1
Pregnancy and Parenting Programs	15	1	2	0	0
Mental Health/ Crisis Intervention	3	1	0	0	0
Substance Use and Harm Reduction	0	0	0	0	0
Health Care	138	3	83	2	0
Children's Services	23	0	0	1	0
Child Welfare	4	1	0	0	0
Shelter and Housing	6	1	1	1	0
Education and job services	6	1	1	1	0
Other Community Programs and Services	12	0	1	1	1
Total	221	8	89	6	2

REFERRALS TO OTHER SERVICES

We have additional 47 referrals for the reporting period.

- 21 of them are for health care or these are 45% of the referrals for the period.



CHILD HEALTH AND WELLBEING

(2016 – 2021)

CHILDREN

- 26% of children (59) are born before 38 gestation week
 - extremely preterm (less than 28 weeks) – 1 child
 - very preterm (28 to 32 weeks) – 3 children
 - moderate to late preterm (32 to 37 weeks) – 55 children
- 15% of children (35) have low birthweight (less than 2500 grams) – 22 of them are born preterm
- 33 (17%) infants spent on average 10 days in an NICU
- 6 pregnancy losses
 - 5 miscarriages
 - 1 medically indicated termination
- 3 child deaths
 - 1 baby died at four months due to an illness
 - 1 baby born with congenital heart defect died at three months
 - 1 extremely preterm baby (26th gestation week / 900 grams) – the baby died after a month in NICU

CHILDREN

There have been only 2 hospitalizations - due to injury and burns, both before 6 months of the children, and 1 hospitalization for ingestion before 18 months.

Because of the health insurance status of the parents and discrimination towards Roma in the medical profession, our clients seek different paths when in need of medical assistance. We track all of them, including calling an ambulance without follow-up hospitalization.

Most injuries/ingestion cases are in the first six months of the child.

- Clinic for burns: 1 Infancy 6 months
- Clinic for ingestion: 1 Toddler 18 months
- Emergency for ingestion: 1 Infancy 6 months
- Emergency for injury: 1 Toddler 24 months

- Ambulance called without hospitalization:
 - 16 Infancy 6 months (+3)*
 - 6 Infancy 12 months (+2)*
 - 4 Toddler 18 months (+2)*
 - 3 Toddler 24 months

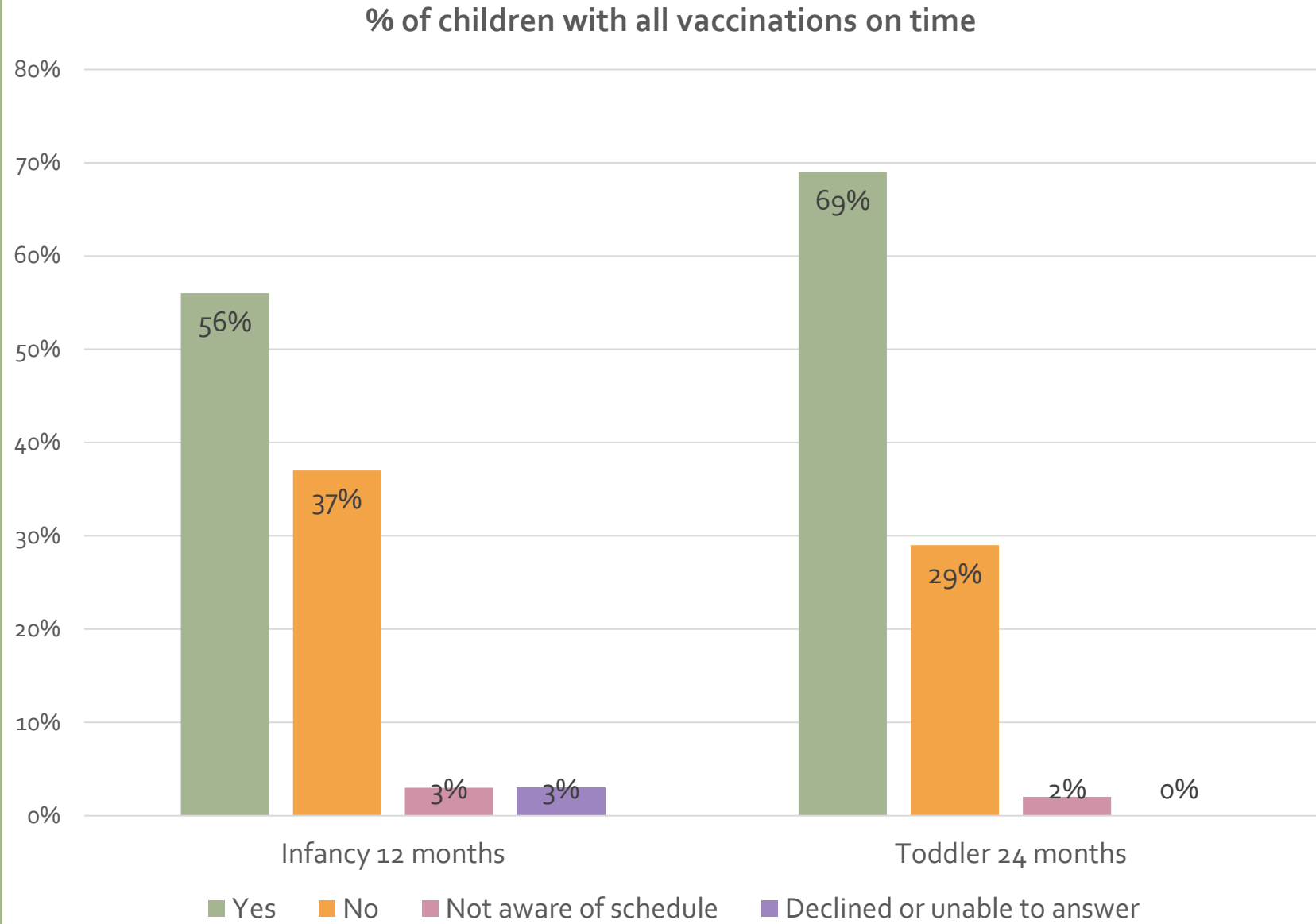
* calls in 2021

BIRTH WEIGHT

Mean birth weight	
Girls (116)	2944
Boys (114)	3083
Total (230)	3013

VACCINATIONS

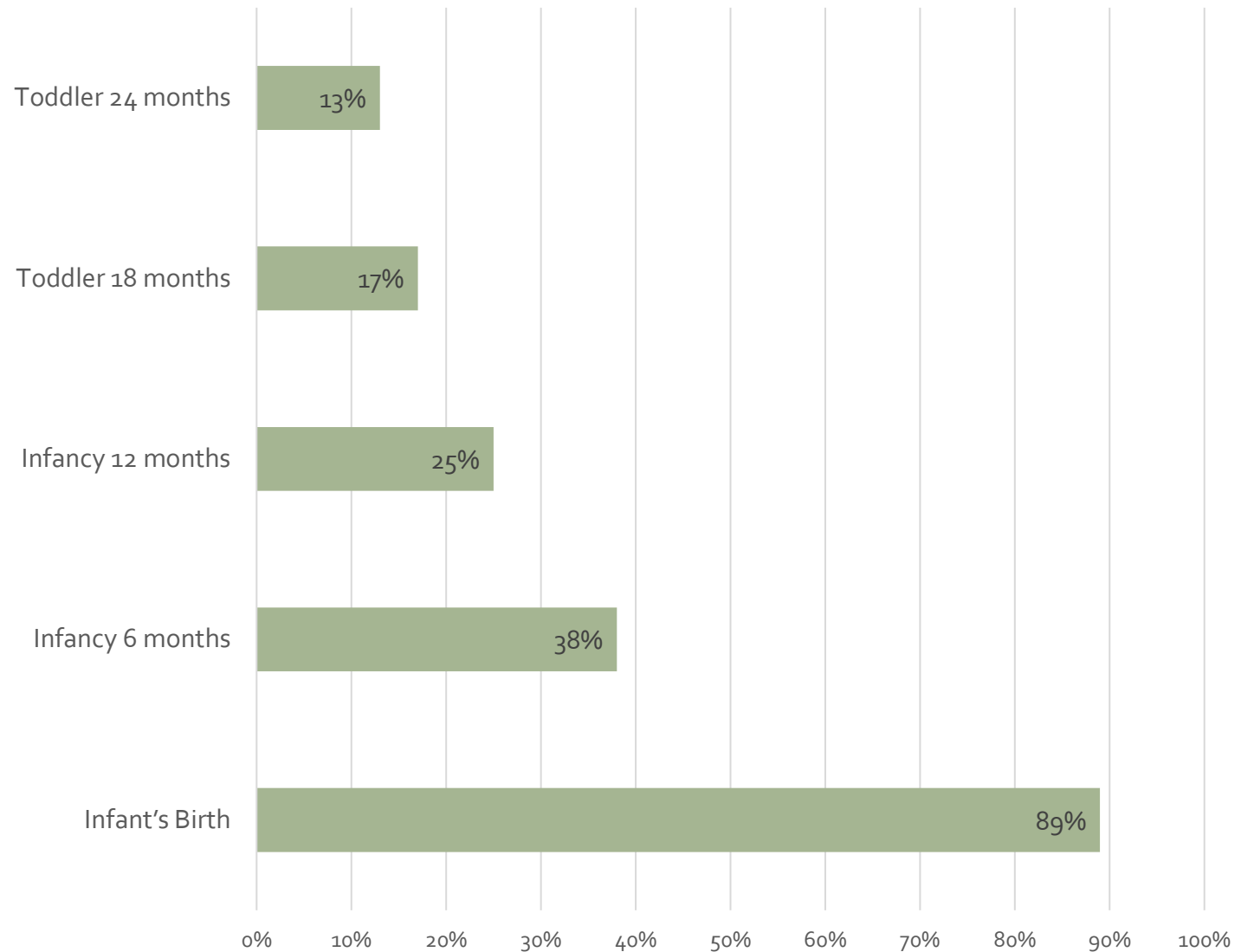
There is an increase in vaccination rates for Toddler 24 months by 4%.



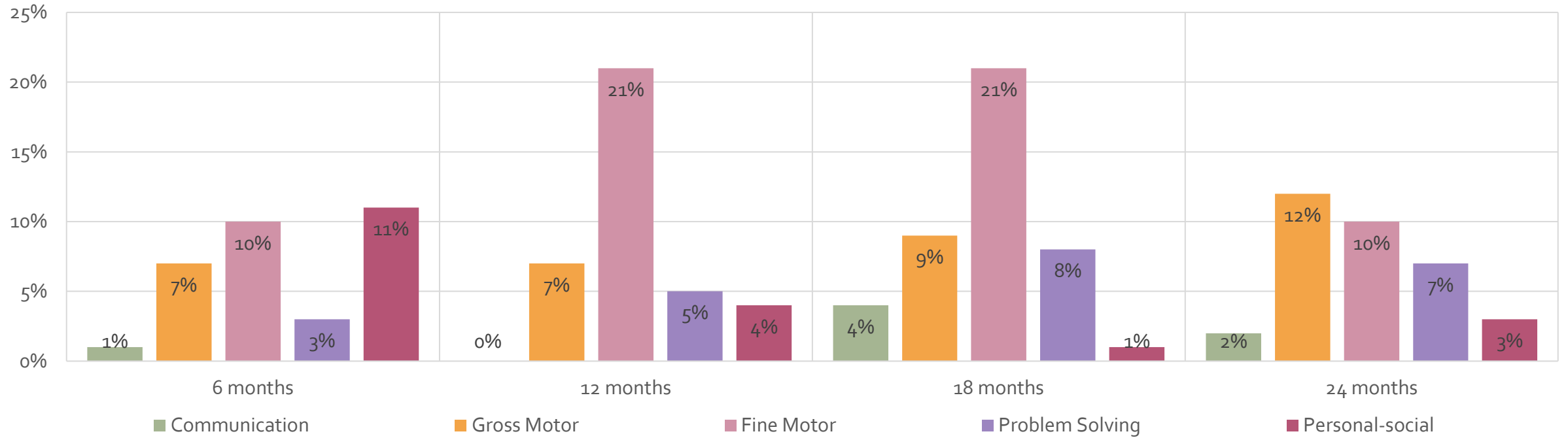
BREASTFEEDING

- 92% (↑1%) of women intend to breastfeed
- 66% (↑2%) breastfeed exclusively at birth
- by 6 months of the child only 2% (↓1%) breastfeed exclusively
- on average clients start introducing solid foods at around 4 months of the child

Breastfeed (exclusive or combined)



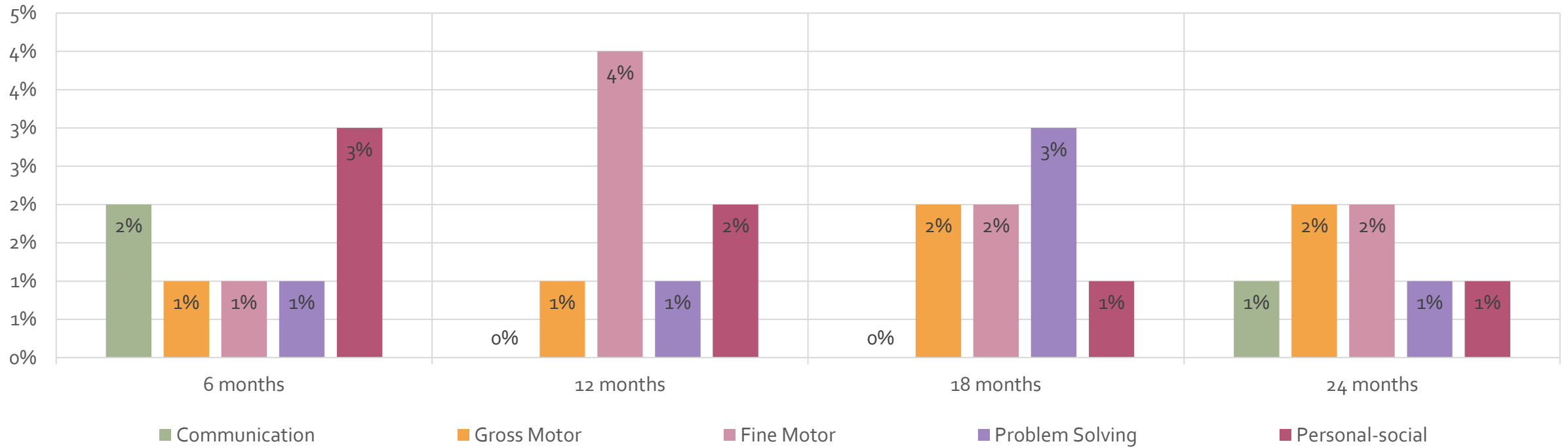
% of children in the grey area



ASQ – 3

GREY AREA

% of children in the black area



ASQ – 3

BLACK AREA

ASQ:SE	6 months > 45	12 months > 55	18 months > 70	23 months > 65
Children with results above the cutoff	0% (0 / 189)	3% (3 / 189)	0% (0 / 189)	3% (1 / 189)

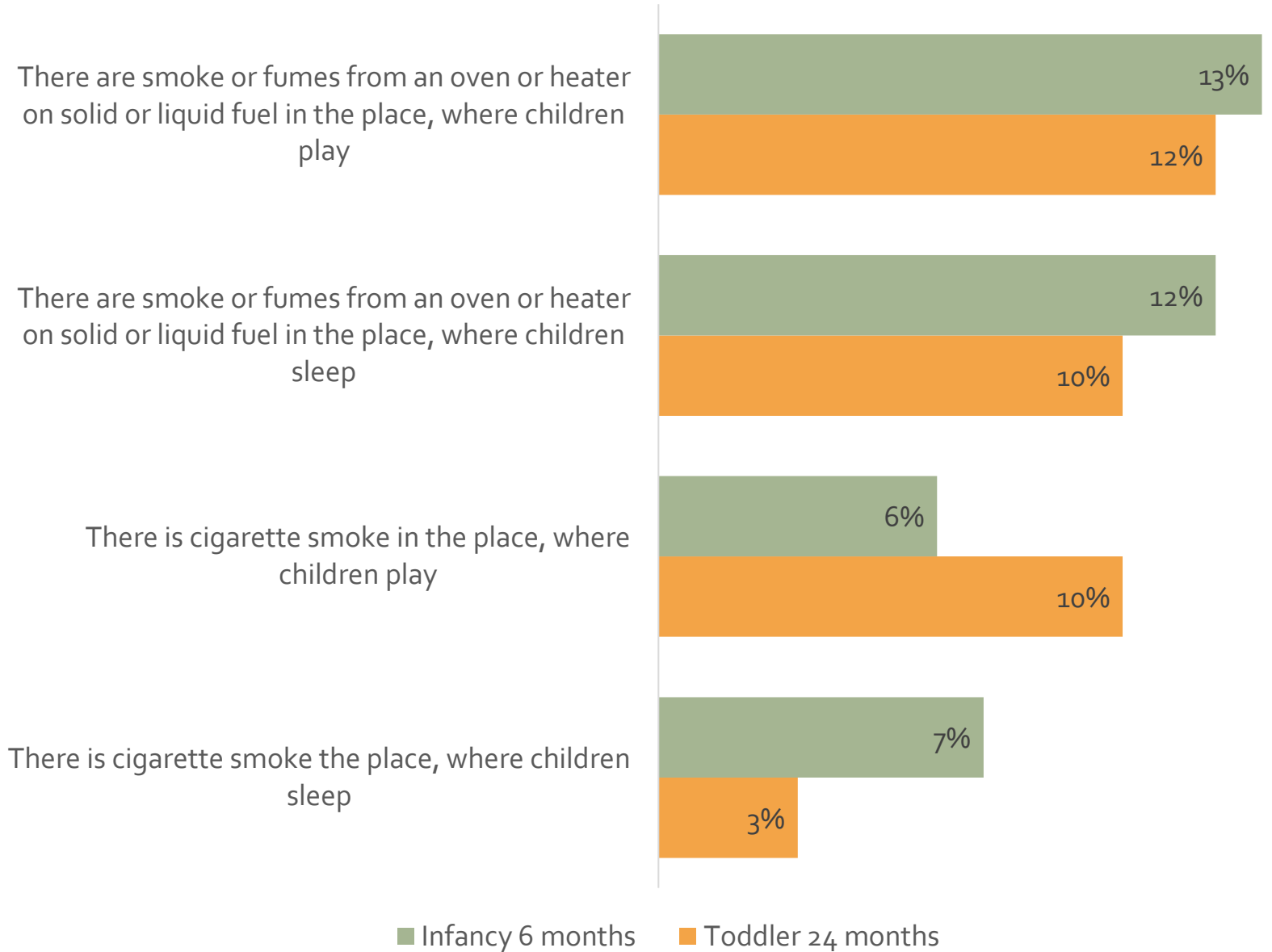
ASQ:SE

- There is one more child at Infancy 12 months with results above the cutoff

CHILD ENVIRONMENT AND SAFETY

There is a small decrease in all categories compared to the data from the last report. Improvements in Infancy 6 months are present both in Sofia and Plovdiv. The data on Toddler 24 months is based primarily on data from Sofia.

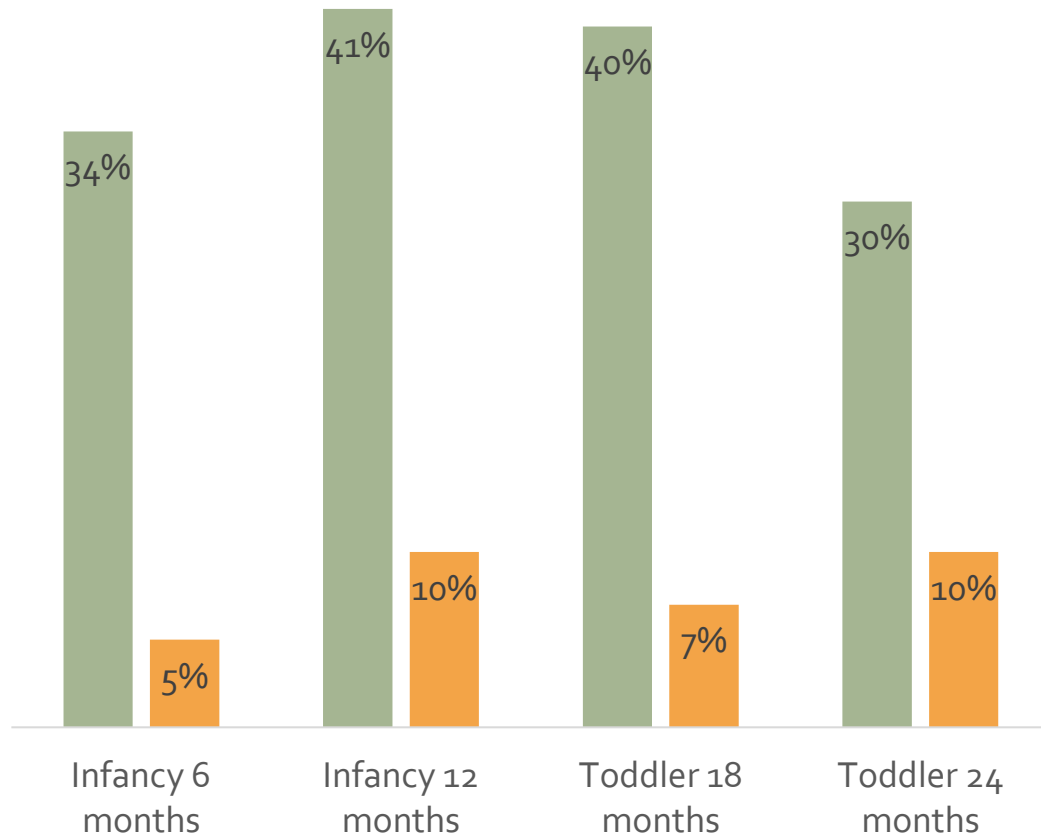
Smoke and fumes in the home



CHILD ENVIRONMENT AND SAFETY

Access to hazards in the home

- Child has access to at least one hazards in the home
- Child has access to more than two hazards in the home



There is a decrease in access to at least one hazard in the home for Toddler 18 months (4%) and Toddler 24 months (3%) since last reporting period.

There is 1% decrease in all stages for access to more than one hazard in the home since last reporting period.

CHILD PROTECTIVE SERVICES

1 signal to child protective services for abuse (by NFP nurse)

5 (2 of them in 2021) signal to child protective services for abuse (by other than NFP nurse)

11 (4 of them in 2021) clients were referred to child protective services (by NFP nurse)

10 (2 of them in 2021) clients were referred to child protective services (by other than NFP nurse)